

## Rack Power Distribution Unit (PDU) Display Module with LCES (0J-0N-2079 and 0J-0N-96967)

### **⚡⚠ DANGER**

#### **HAZARD OF ELECTRIC SHOCK, EXPLOSION, OR ARC FLASH**

Before working on the Rack PDU, turn off all power supplying the Rack PDU and disconnect the power cable. Only trained personnel familiar with the construction and operation of the Rack PDU and the electrical hazards involved may make repairs to the Rack PDU.

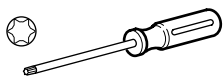
**Failure to follow these instructions will result in death or serious injury.**

### **⚠ CAUTION**

#### **ELECTROSTATIC SENSITIVE COMPONENTS**

Use appropriate electrostatic discharge precautions (for example, wrist strap and ground cord) while performing repairs and when handling the display module.

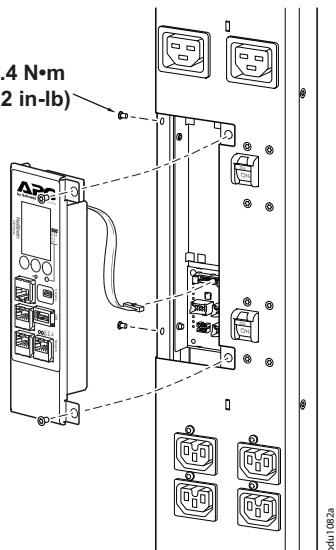
**Failure to follow these instructions can result in injury or equipment damage.**



You will need a T10 Torx Screwdriver (not provided).

#### **0J-0N-2079** for APDU9XXX models

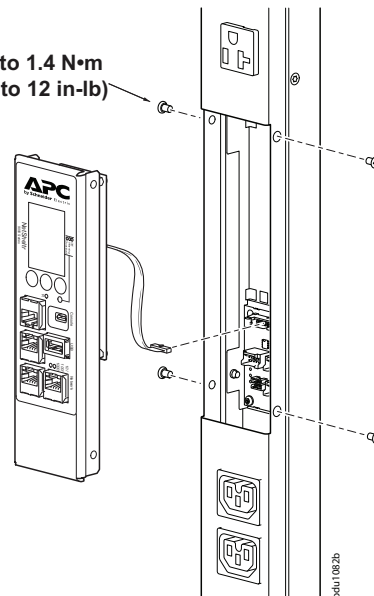
1.1 to 1.4 N•m  
(10 to 12 in-lb)



pdu11082b

#### **0J-0N-96967** for APDU9XXX models

1.1 to 1.4 N•m  
(10 to 12 in-lb)



pdu11082b