

# AXIS T8127 60 W Splitter 12/24 V DC

## Installation Guide

## Legal Considerations

Video and audio surveillance can be regulated by laws that vary from country to country. Check the laws in your local region before using this product for surveillance purposes.

## Liability

Every care has been taken in the preparation of this document. Please inform your local Axis office of any inaccuracies or omissions. Axis Communications AB cannot be held responsible for any technical or typographical errors and reserves the right to make changes to the product and manuals without prior notice. Axis Communications AB makes no warranty of any kind with regard to the material contained within this document, including, but not limited to, the implied warranties of merchantability and fitness for a particular purpose. Axis Communications AB shall not be liable nor responsible for incidental or consequential damages in connection with the furnishing, performance or use of this material. This product is only to be used for its intended purpose.

## Intellectual Property Rights

Axis AB has intellectual property rights relating to technology embodied in the product described in this document. In particular, and without limitation, these intellectual property rights may include one or more of the patents listed at [www.axis.com/patent.htm](http://www.axis.com/patent.htm) and one or more additional patents or pending patent applications in the US and other countries.


## Equipment Modifications

This equipment must be installed and used in strict accordance with the instructions given in the user documentation. This equipment contains no user-serviceable components. Unauthorized equipment changes or modifications will invalidate all applicable regulatory certifications and approvals.

## Trademark Acknowledgments

AXIS COMMUNICATIONS, AXIS, ETRAX, ARTPEC and VAPIX are registered trademarks or trademark applications of Axis AB in various jurisdictions. All other company names and products are trademarks or registered trademarks of their respective companies.

## Regulatory Information

 **Europe** This product complies with the applicable CE marking directives and harmonized standards.

A copy of the original declaration of conformity may be obtained from Axis Communications AB. See *Contact Information on page 3*.

## Electromagnetic Compatibility (EMC)

This equipment has been designed and tested to fulfill applicable standards for:

- Radio frequency emission when installed according to the instructions and used in its intended environment.
- Immunity to electrical and electromagnetic phenomena when installed according to the instructions and used in its intended environment.

## USA

This equipment has been tested and found to comply with the limits for a Class B digital device, pursuant to part 15 of the FCC Rules. These limits are designed to provide reasonable protection against harmful interference in a residential installation. This equipment generates, uses and can radiate radio frequency energy and, if not installed and used in accordance with the instructions, may cause harmful interference to radio communications. However, there is no guarantee that interference will not occur in a particular installation. If this equipment does cause harmful interference to radio or television reception, which can be determined by turning the equipment off and on, the user is encouraged to try to correct the interference by one or more of the following measures:

- Reorient or relocate the receiving antenna.
- Increase the separation between the equipment and receiver.
- Connect the equipment into an outlet on a circuit different from that to which the receiver is connected.
- Consult the dealer or an experienced radio/TV technician for help.

The product shall be properly grounded.

## Canada

This digital apparatus complies with CAN ICES-3 (Class B). The product shall be properly grounded. Cet appareil numérique est conforme à la norme CAN NMB-3 (classe B). Le produit doit être correctement mis à la terre.

## Europe

This digital equipment fulfills the requirements for RF emission according to the Class B limit of EN 55022. The product shall be properly grounded.

This product fulfills the requirements for immunity according to EN 55024 office and commercial environments

## Japan

この装置は、クラスB情報技術装置です。この装置は、家庭環境で使用することを目的としています。この装置がラジオやテレビジョン受信機に近接して使用されると、受信障害を引き起こすことがあります。取扱説明書に従って正しい取り扱いをして下さい。本製品は、適切に接地してください。

## Disposal and Recycling

When this product has reached the end of its useful life, dispose of it according to local laws and regulations. For information about your nearest designated collection point, contact your local authority responsible for waste disposal. In

accordance with local legislation, penalties may be applicable for incorrect disposal of this waste.

#### Europe



■ This symbol means that the product shall not be disposed of together with household or commercial waste. Directive 2012/19/EU on waste electrical and electronic equipment (WEEE) is applicable in the European Union member states. To prevent potential harm to human health and the environment, the product must be disposed of in an approved and environmentally safe recycling process. For information about your nearest designated collection point, contact your local authority responsible for waste disposal. Businesses should contact the product supplier for information about how to dispose of this product correctly.

This product complies with the requirements of Directive 2011/65/EU on the restriction of the use of certain hazardous substances in electrical and electronic equipment (RoHS).

#### China



This product complies with the requirements of the legislative act Administration on the Control of Pollution Caused by Electronic Information Products (ACPEIP).

## Contact Information

Axis Communications AB  
Emdalavägen 14  
223 69 Lund  
Sweden

Tel: +46 46 272 18 00

Fax: +46 46 13 61 30

[www.axis.com](http://www.axis.com)

## Support

Should you require any technical assistance, please contact your Axis reseller. If your questions cannot be answered immediately, your reseller will forward your queries through the appropriate channels to ensure a rapid response. If you are connected to the Internet, you can:

- find answers to resolved problems in the FAQ database. Search by product, category, or phrase
- report problems to Axis support staff by logging in to your private support area
- chat with Axis support staff
- visit Axis Support at [www.axis.com/techsup/](http://www.axis.com/techsup/)

## Learn More!

Visit Axis learning center [www.axis.com/academy/](http://www.axis.com/academy/) for useful trainings, webinars, tutorials and guides.



## Safety Information

Read through this Installation Guide carefully before installing the product. Keep the Installation Guide for future reference.

### Hazard Levels

#### **⚠ DANGER**

Indicates a hazardous situation which, if not avoided, will result in death or serious injury.

#### **⚠ WARNING**

Indicates a hazardous situation which, if not avoided, could result in death or serious injury.

#### **⚠ CAUTION**

Indicates a hazardous situation which, if not avoided, could result in minor or moderate injury.

#### **NOTICE**

Indicates a situation which, if not avoided, could result in damage to property.

### Other Message Levels

#### Important

Indicates significant information which is essential for the product to function correctly.

#### Note

Indicates useful information which helps in getting the most out of the product.

## Safety Instructions

### **NOTICE**

- The Axis product shall be used in compliance with local laws and regulations.
- Use only applicable tools when installing the Axis product. Using excessive force with power tools could cause damage to the product.
- Use only accessories that comply with the technical specification of the product. These can be provided by Axis or a third party.
- Use only spare parts provided by or recommended by Axis.
- Do not attempt to repair the product yourself. Contact Axis support or your Axis reseller for service matters.

## Transportation

### **NOTICE**

- When transporting the Axis product, use the original packaging or equivalent to prevent damage to the product.

## Install the Hardware

See *System Overview on page 9* for a system overview image.

See *Hardware Overview on page 8* for positions of connectors and switches.

This product is intended for indoor use only.

Mount the PoE splitter as close as possible to the powered device.

Before installation, make sure that the voltage switch is in correct position for the powered device. Default is 12 V DC. For devices that require 24 V DC, set the voltage switch selector to 24 V DC.

### **NOTICE**

Using the wrong power level might cause damage to property.

1. Connect an Ethernet cable from the splitter's DATA OUT port to Ethernet input on the powered device.
2. Connect the supplied power cord cable from the splitter's DC OUT port to power input on the powered device.
3. Connect an Ethernet cable from the PoE device to the splitter's POWER & DATA IN port.
4. Place a cover sticker on the voltage switch selector.



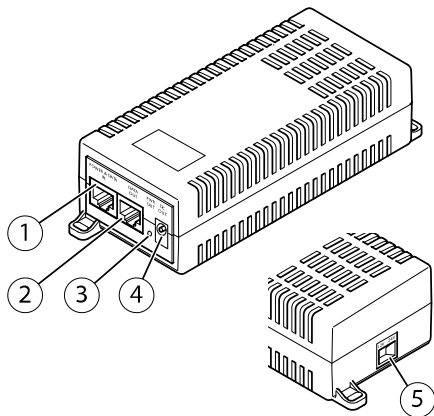
5. Verify that the splitter's PWR OUT LED is lit.
6. Verify that the powered device powers up.

## Reference Material

### Package Contents

- AXIS T8127 60 W Splitter
- Power cord cable
- Cover sticker
- Printed material
  - Installation Guide (this document)

### Hardware Overview

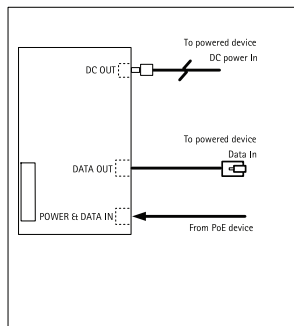


- 1 *Power & Data in*
- 2 *Data out*
- 3 *Pwr out LED*
- 4 *DC out*



## 5 Voltage switch selector

### System Overview



### Specifications

<b>LAN Input/Output</b>
10/100/1000Base-T
<b>DC OUT Output</b>
Internal pole: Positive (+) V DC
External pole: Negative (-) V DC
DC barrel connector: 3.4 x 1.35 mm

## AXIS T8127 60 W Splitter 12/24 V DC

---

Power Ratings
Input Voltage: 42 ~ 57 V DC
Input Current: 720 mA (max for each pair)
Output Voltage: 12 V DC / 24 V DC
Peak output Current: 5 A / 2.5 A
Peak output power: 60 W max
Continuous output current: 4.5 A / 2.25 A
Continuous output power: 54 W max

Physical Dimensions
Height: 38 mm (1.49 in)
Width: 73 mm (2.87 in)
Depth: 130 mm (5.12 in)

Environmental Requirements
Operating temperature: 0° C to 40° C (32 ° F to 104 ° F)
Humidity: 0 to 90% (non-condensing)



Installation Guide

AXIS T8127 60 W Splitter 12/24 V DC

© Axis Communications AB, 2016

Ver. M3.2

Date: January 2016

Part No. 1560749