

Installation Instructions

Rack-To-Runway Mounting Plate

Intended Use

Secures Cable Runway to the top of Standard and Universal Rack.
Mounts either parallel or perpendicular.

Tools Required

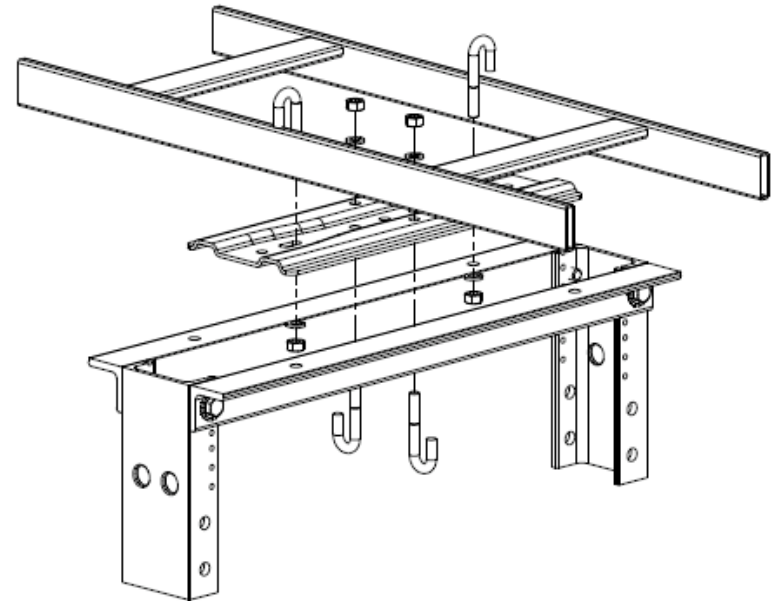
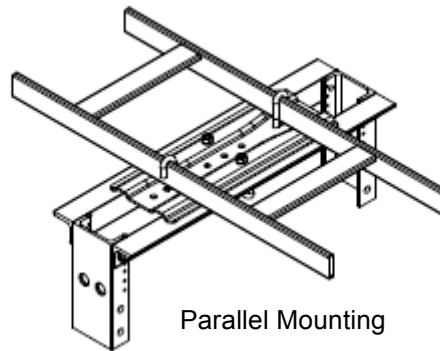
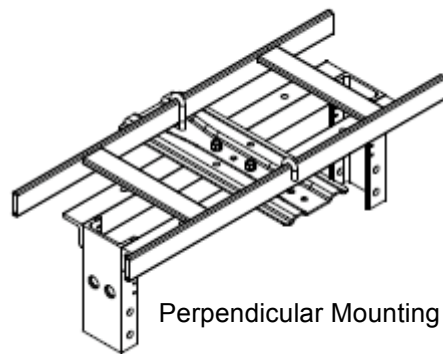
- ½" Wrench

Kit Includes

- (1) Mounting Plate
- (4) 5/16-18 x 2 ¼" J-bolts
- (4) 5/16-18 hex nuts
- (4) 5/16 split lock washers

Installation

- Attach the Plate to the Top of the Standard or Universal Rack using (2) 5/16-18 x 2 ¼" J-bolts with (2) 5/16 split lock washers and (2) 5/16-18 hex nuts.
- Tighten with ½" wrench.
- Attach Cable Runway to plate using (2) 5/16-18 x 2 ¼" J-bolts with (2) 5/16 split lock washers and (2) 5/16-18 hex nuts.
- Tighten with ½" wrench.



CHATSWORTH PRODUCTS, INC.

IIS-710595, 02/05/11, Rev. 1, CPI/C Sisco
800-834-4969 (USA & Canada) • www.chatsworth.com •
techsupport@chatsworth.com
For international phone numbers, see our website or contact CPI Tech Support.

This drawing contains proprietary and confidential information and is protected by U.S. and international law. Unauthorized reproduction, disclosure or use of the drawing or the information therein is expressly forbidden except as agreed to in writing by Chatsworth Products, Inc.