

# CABLE RUNWAY PATCH PANEL RACK

## KEY FEATURES

- Attaches to all CPI cable runway (Universal, TELCO and UL), but the design is optimized for 1-1/2"H x 3/8"W (38.1 mm x 9.53 mm) side stringers or cross members
- Attaches to cable runway in parallel or perpendicular orientation to align with the front or side of a rack or a cabinet
- Attaches above or below cable runway to provide head room (clearance) for passers-by
- Adjusts right or left to align with cable entry points in racks and cabinets
- Supports 19"W rack-mount equipment, such as patch panels
- Two heights:
  - 4U
  - 8U
- Two configurations:
  - Side Stringer
  - Cross Member
- Holds 60 lb (27.2 kg)

## APPLICATIONS

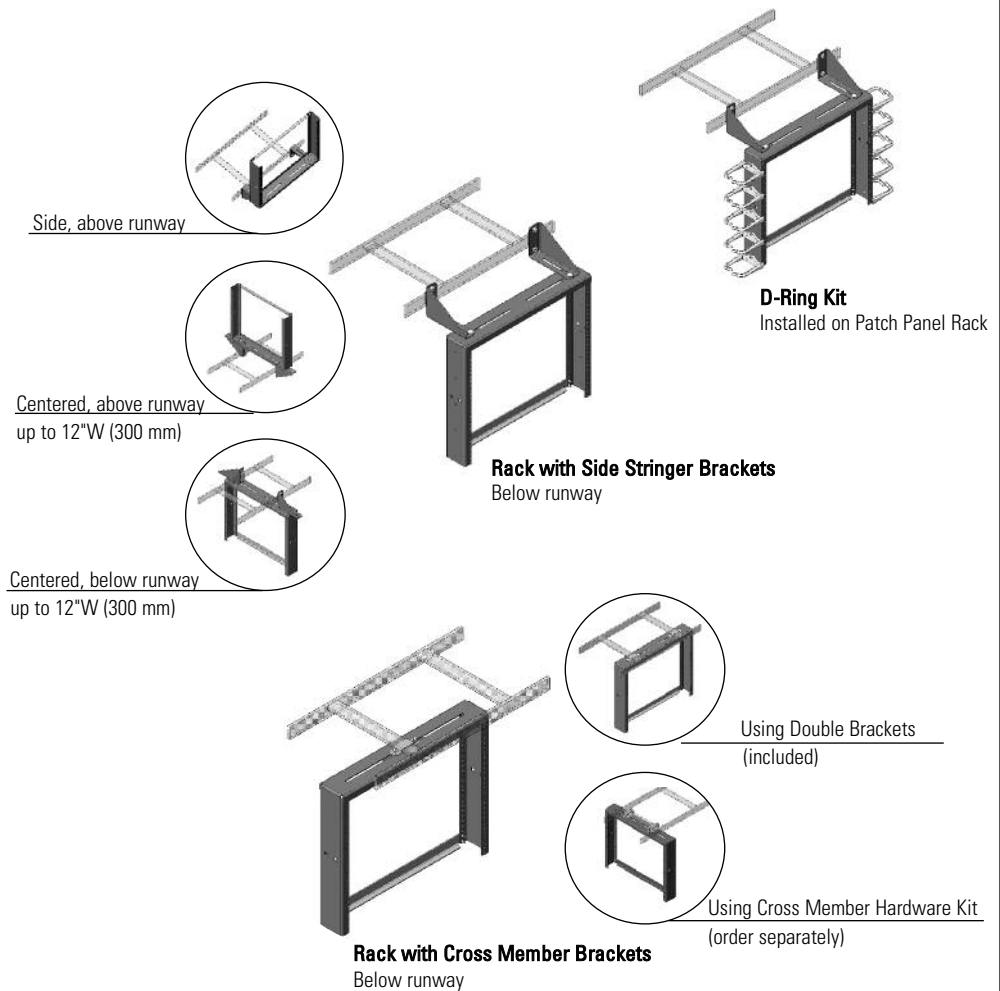
- Miniature rack for interconnect equipment attaches to overhead cable runway in the data center and saves valuable rack or cabinet space for computer and data storage equipment.

## USE WITH

- CPI Cable Runway
- CPI Cable Runway Radius Drop
- CPI Cabinet Systems
- CPI Movable Cross Member
- 110 Mounting Panel (P/N 11589, 8U only)

## RELATED ACCESSORIES

- CPI Cable Runway Divider
- CPI Cable Management Accessories



Cable Runway Patch Panel Rack is a miniature two-post rack that can be attached to CPI Cable Runway. Cable Runway Patch Panel Rack saves rack-mount space in a rack or cabinet that stores computer and data storage equipment by placing patch panels or interconnect equipment above the rack or cabinet. Use Cable Runway Patch Panel Rack to create a zone network in the data center.

Cable Runway Patch Panel Rack will support up to 60 pounds (27.2 kilograms) of 19 inch wide rack-mount equipment. Two sizes are available: a 9-5/16 inches (237 millimeters) high, 4U model and a 16-5/16 inches (415 millimeters) high, 8U model. Order pre-configured with side stringer or cross member attachment brackets.

The model with side stringer brackets can face the front or the side of a rack or cabinet — the bracket can be attached so that it is parallel or perpendicular to the cable runway. It can be oriented above or below the cable runway. It can also be adjusted front, back, right or left to align with cable openings in the top of the rack or cabinet. The lower cost cross member version attaches parallel to the cable runway only. Use the accessory Cross Member Hardware Kit for perpendicular mounting on all widths of cable runway. Add cable management with the accessory D-Ring Kit.

See reverse for product selection. Contact CPI Technical Support for configuration assistance.

**SPECIFICATIONS**

- Side Stringer Brackets attach to 1-1/2"H x 3/8"W (38.1 mm x 9.53 mm) cable runway side stringers and orient patch panel bracket above or below and parallel or perpendicular to the cable runway

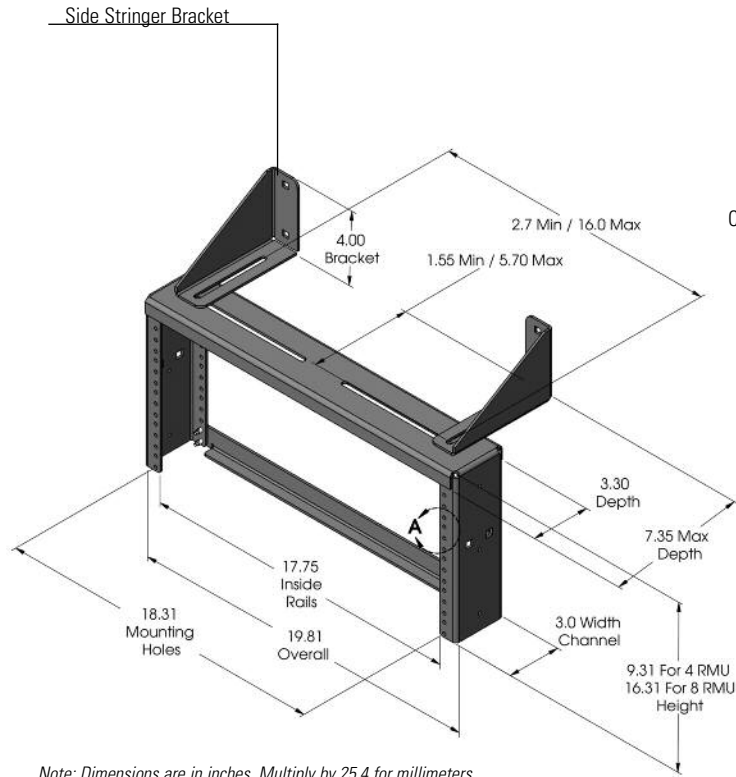
*Perpendicular orientation is limited to cable runway that is 12" (300 mm) or less in width*

- Cross Member Brackets attach to 3/8"H x 1-1/2"W (9.53 mm x 38.1 mm) cable runway cross members and orient patch panel rack below and parallel to cable runway

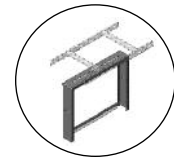
*Add a cross member hardware kit for perpendicular orientation*

- Supports 19"W rack-mount equipment
- Formed mounting channels, front and rear equipment mounting
- EIA-310-D compliant Universal hole pattern
- Threaded 12-24 equipment-mounting holes
- Overall Heights (2):
  - 9-5/16" H (237 mm), 4U
  - 16-5/16"H (415 mm), 8U
- Overall Width: 19.81" (503 mm)
- Overall Depth: 3.30" (84 mm)
- Load bearing capacity: 60 lb (27.2 kg)
- Material: Aluminum sheet
- Finish: Grained aluminum or painted black, computer beige, glacier white or gray
- Includes (25) 12-24 equipment-mounting screws
- Includes assembly and installation hardware, choose:
  - Side Stringer *or*
  - Cross Member Brackets


**DIMENSIONS**



*Note: Dimensions are in inches. Multiply by 25.4 for millimeters.*



Cross Member Bracket



Cross Member Hardware Kit

**ORDERING INFORMATION**

Cable Runway Patch Panel Rack		
Part Number	Description	Shipping Weight lb (kg)
13395-X04	With Side Stringer Brackets, 4U	5 (2.3)
13395-X08	With Side Stringer Brackets, 8U	7 (3.2)
13394-X04	With Cross-Member Brackets, 4U*	4 (1.8)
13394-X08	With Cross-Member Brackets, 8U*	6 (2.7)

*X=Color: 0=Gold, 1=Gray, 2=Computer Beige, 7=Black, E=Glacier White. Gold and beige kits include gold color hardware, Gray and black kits include black color hardware. Does not include Side Stringer Brackets. \*Attaches to cross-member in parallel orientation only.*

Accessories		
Part Number	Description	Shipping Weight lb (kg)
13399-702	Cross Member Hardware Kit, Black Only	1 (0.5)
13396-204	D-Ring Kit, for 4U Racks, 6 rings, Computer Beige	1 (0.5)
13396-208	D-Ring Kit, for 8U Racks, 10 rings, Computer Beige	2 (0.9)
13396-704	D-Ring Kit, for 4U Racks, 6 rings, Black	2 (0.9)
13396-708	D-Ring Kit, for 8U Racks, 10 rings, Black	2 (0.9)

