

ECIS4500 PoE Series

Industrial PoE+ Gigabit Ethernet Switches



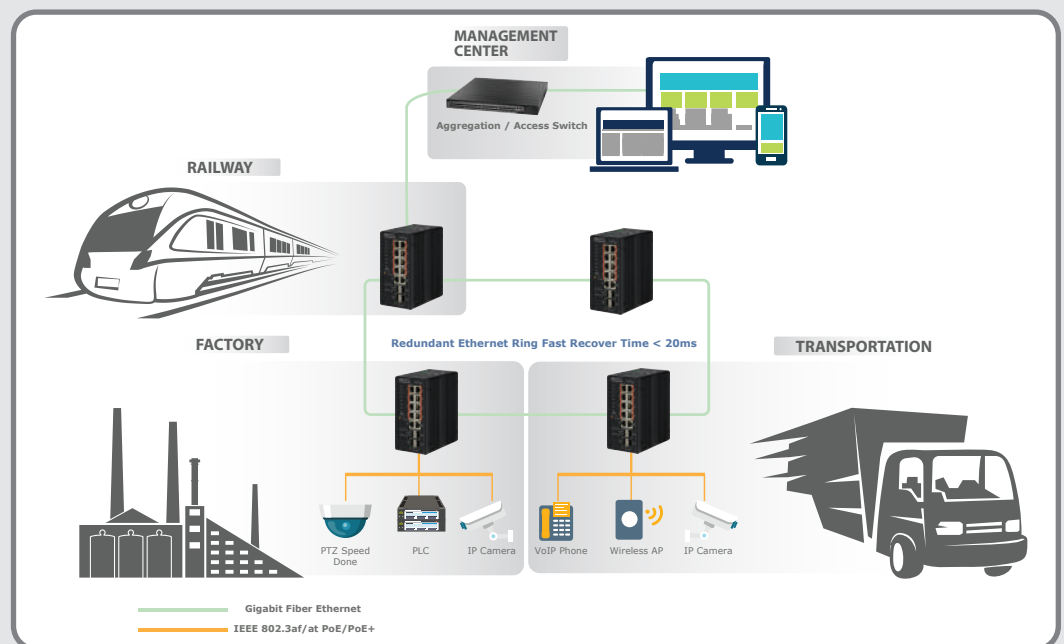
Product Overview

The Edgecore ECIS4500 PoE series are managed industrial PoE+ Gigabit Ethernet switches. The switches comply to the IEEE 802.3af/at standard and are able to deliver up to 30 watts of power per port along with data over standard Ethernet cabling. The switches can be used to power any IEEE 802.3af/at-compliant PoE PD devices, and include PoE power management features that ease the deployment effort and PoE power budget planning, as well as eliminating the need for additional wiring to reach a power source.

Product Highlights

- 8/4 10/100/1000BASE-TX PoE ports plus 4/2 100FX/1000BASE-F SFP slots
- IEEE 802.3af /IEEE 802.3at Power Over Ethernet Compliant
- Ultra PoE Supported (Only ECIS4500-8P2T4F for Port 1& 2)
- Software-based IEEE 1588 PTPv2 (Precision Time Protocol)*
- L2 Wire-speed Switching Engine
- Network redundant LACP, Spanning tree STP, RSTP & MSTP
- E-Ring Technology: fast ring fail-over protection (< 20 ms)
- CLI/Web/SNMP management interfaces
- Dual power input & reverse power protection
- DIN-Rail and Wall mounting option

Network Applications



* Future release

Industrial PoE+ Gigabit Ethernet Switches

- Full Gigabit
- 40°C ~75°C Operating Temperature
- IEEE 802.3at/af Compliant
- Rich Layer 2 Features
- Superior Management

Key Features

Performance and Scalability

The ECIS4500 PoE series are high-performance Gigabit Ethernet Layer 2+ managed switches with 24/20 Gbps switching capacity. The switches deliver wire-speed switching performance on all Gigabit ports, allowing users to take full advantage of existing high-performance Gigabit integrated servers and PCs by significantly improving the responsiveness of applications and file transfer times.

The two/four SFP ports provides uplink flexibility, and allows the insertion of fiber or copper Gigabit transceivers, creating up to 2/4 Gbps high-speed uplinks to service provider, corporate, or campus networks, reducing bottlenecks and increasing the performance of the access network. The switches also support digital diagnostic monitoring (DDM) for SFP transceivers.

Continuous Availability

The IEEE 802.1w Rapid Spanning Tree Protocol provides a loop-free network and redundant links to the core network with rapid convergence, to ensure faster recovery from failed links, enhancing overall network stability and reliability.

The IEEE 802.1s Multiple Spanning Tree Protocol runs STP per VLAN base, providing Layer 2 load sharing on redundant links.

The ECIS4500 PoE series support IEEE 802.3ad Link Aggregation Control Protocol (LACP). It increases bandwidth by automatically aggregating several physical links together as a logical trunk and offers load balancing and fault tolerance for uplink connections.

The ECIS4500 PoE series support fast failover ring protection (E-Ring) with the ability for the network to detect and recover from incidents without impacting users, meeting the most demanding quality and availability requirements. Rapid recovery time when problems do occur is as low as 20 ms.

Enhanced Security

Port security limits the total number of devices from using a switch port and protects against MAC flooding attacks.

IEEE 802.1X IP-based or MAC-based access control ensures all users are authorized before being granted access to the network. When a user is authenticated, the VLAN, QoS and security policy are automatically applied the port where the user is connected, otherwise the port is grouped in a guest VLAN with limited access.

DHCP snooping allows a switch to protect a network from rogue DHCP servers that offer invalid IP addresses.

Secure Shell (SSH) and Secure Sockets Layer (SSL/HTTPS) encrypt Telnet and web access to the switch, providing secure network management.

Dynamic VLAN assignment for user authentication and location-independent access to the network.

The ECIS4500 PoE series also support local database, RADIUS and TACACS+ authentication methods to secure your network.

Service Monitoring and Management

The ECIS4500 PoE series support per VLAN mirroring, allowing administrators to monitor all incoming traffic in one or more VLANs by sending a mirror image of that traffic to a configured mirror port.

The switches also provide the capability to manage service availability, identify connectivity and performance issues, and isolate problems from a remote location without dispatching an engineer onsite.

Comprehensive QoS

The ECIS4500 PoE series offer advanced QoS for shaping, classification, and scheduling to deliver best-in-class performance for data, voice, and video traffic at wire speed. Eight egress queues per port enable differentiated management of up to eight traffic types through the switch.

Traffic is prioritized according to 802.1p to provide optimal performance for real-time applications. Weighted Round Robin (WRR) and Strict Priority Queuing (SPQ) ensure differential prioritization of packet flows and avoid congestion of ingress and egress queues.

Robust Multicast Control

IGMP snooping prevents the flooding of multicast traffic by dynamically configuring switch ports so that multicast traffic is forwarded to only those ports associated with an IP multicast receiver. IGMP increases the performance of networks by reducing multicast traffic flooding.

IGMP groups allow you to create customer packages for IP-TV channels, making switch configuration easy. IGMP Filtering prevents subscribers seeing unsubscribed IP-TV channels. And, IGMP Throttling allows you to set how many IP-TV channels a subscriber can receive simultaneously.

Superior Management

An industry-standard command-line interface (CLI) accessed through the console port or Telnet, provides a familiar user interface and command set for users to manage the switch.

An embedded user-friendly web interface helps users to quickly and simply configure switches.

The ECIS4500 PoE series support SNMPv1,2c,3 and four-group RMON. The switches provide a complete private MIB for the configuration of most functions via the SNMP protocol.

Administrators can upgrade and restore firmware and configuration files via TFTP.

The switches also provide the AAA (Authentication, Authorization and Accounting) via RADIUS or TACACS+ enables centralized control of the switches. Access rights can be authorized per user and account for all actions performed by administrators.

PoE PSE Support

The ECIS4500 PoE series support PoE as a Power Sourcing Equipment (PSE) device to any attached devices, such as VoIP phones, wireless access points, and surveillance cameras, all over existing Ethernet cables.





The switches are compliant with IEEE 802.3at. Copper ports 1 to 8 can provide up to 30 Watts or 15.4 Watts power per port. The total PoE power budget is 120 W/240 W. In particular, ECIS4500-8P2T4F supports 2 ports Ultra PoE (60W) to power devices with greater power, such as 802.11ac APs, PTZ surveillance cameras, or network routers.

Armed with these powerful features, the ECIS4500 PoE series switches are easy to prioritize, partition and organize the network for higher reliability and quality services.

ECIS4500 PoE Series Product Specifications

www.edge-core.com

Features

Product Model		ECIS4500-8P2T4F	ECIS4500-8P4F	ECIS4500-4P2T2F	ECIS4500-4P4T
Product Image					
Port	RJ-45 10/100/1000BASE-T Ports	10	8	6	8
	100/1000BASE-X SFP Ports	4	4	2	0
	10/100/1000 Combo Ports	0	0	0	0
	SFP+ 10 Gigabit Uplink Ports	0	0	0	0
	RJ-45 Console Port	1	1	1	1
Performance	Switching Capacity	28 Gbps	24 Gbps	16 Gbps	16 Gbps
	Forwarding Rate	17.9 Mpps	17.9 Mpps	17.9 Mpps	17.9 Mpps
	Flash Memory	16 MB	16 MB	16 MB	16 MB
	DRAM	128 MB	128 MB	128 MB	128 MB
	Throughput (packet per second)	14.8 Mpps	14.8 Mpps	14.8 Mpps	14.8 Mpps
	MAC Address Table Size	8 K	8 K	8 K	8 K
	Jumbo Frames	9 KB	9 KB	9 KB	9 KB
	Auto-negotiation, Auto-MDI/MDIX	Yes	Yes	Yes	Yes
Mechanical	Installation Option	DIN-rail and wall mount	DIN-rail and wall mount	DIN-rail and wall mount	DIN-rail and wall mount
	Dimension (W x D x H)	77 x 128 x 154 mm	77 x 128 x 154 mm	77 x 128 x 154 mm	77 x 128 x 154 mm
	Weight	1.4 kg	1.4 kg	1.4 kg	1.4 kg
PoE	IEEE 802.3af/802.3at	Yes	Yes	Yes	Yes
	Ultra PoE	Yes	No	No	No
	PoE Power Budget	240 W	240 W	120 W	120 W
	PoE Scheduling	Yes	Yes	Yes	Yes
Power Supply	DC Power Input (46-58 V)	Yes	Yes	Yes	Yes
	Max System Power Consumption (Watts)	265 W	265 W	145 W	145 W
Environmental	Operating Temperature	-40°C to 75°C	-40°C to 75°C	-40°C to 75°C	-40°C to 75°C
	Storage Temperature	-40°C to 85°C	-40°C to 85°C	-40°C to 85°C	-40°C to 85°C
	Humidity (non-condensing)	5% to 95%	5% to 95%	5% to 95%	5% to 95%
	Environmental Regulation Compliance: WEEE	Yes	Yes	Yes	Yes
	Environmental Regulation Compliance: RoHS	Yes	Yes	Yes	Yes
Certification	FCC Class A	Yes	Yes	Yes	Yes
	CE	Yes	Yes	Yes	Yes
	Safety Compliance: CB	Yes	Yes	Yes	Yes
	Safety Compliance: UL	Yes	Yes	Yes	Yes

Features

Ports

Switch Ports:
8 or 6 or 4 x 10/100/1000BASE-TX PoE ports
4 or 2 x SFP each supporting 1G or 100M
SFP with Digital Diagnostic Monitoring (DDM)
Management Port and Power Support Connector on Top Panel:
1 x RJ-45 serial console
2 x DC PWR
1 x Alarm port

Performance

L2 wire-speed/non-blocking switching engine
Switching Capacity: 28/24/16 Gbps
MAC Addresses: 8 K
VLAN IDs: 4096
Jumbo Frames: 9 K Bytes

L2 Features

Flow Control:
IEEE 802.3x for full-duplex mode
Back-Pressure for half-duplex mode
Storm Control:
Broadcast
Multicast
Flooding
Spanning Tree Protocol:
IEEE 802.1D STP
IEEE 802.1w RSTP
IEEE 802.1s MSTP
VLAN:
Supports 4096 VLANs
Port-based VLANs
MAC-based VLANs
IP Subnet-based VLANs
Protocol-based VLANs
IEEE 802.1Q tag-based VLANs
RADIUS-assigned VLANs
GVRP VLAN
Supports IEEE 802.1ad Double Tagging (Q-in-Q)
Link Aggregation:
Static Trunk
802.3ad Dynamic LACP
Up to 8 ports per trunk group
Support 6 trunk groups (2 ports one group)
Multicast Protocols:
Supports 255 multicast groups
IGMP v1/v2/v3 Snooping
IGMP querying support
IGMP immediate leave and leave proxy
IGMP Filtering/Throttling

QoS Features

8 Priority queues per port
Traffic Scheduling:
SPQ (Strict Priority Queuing)
WRR (Weighted Round Robin)
Traffic Classification (CoS): 802.1p based CoS/port
Traffic Shaper: Port-based shaping
Dynamic QoS assignment

Layer 3 Function

IP Interfaces: Max. 8 VLAN interfaces
Routing Table: Max. 32 routing entries
Routing Protocols:
IPv4 software static routing
IPv6 software static routing

Security Features

Port Security
IEEE 802.1X IP-based authentication network access control
IEEE 802.1X MAC-based authentication network access control
Username/password authentication
Local database authentication
Remote authentication via RADIUS
Remote authentication via TACACS+
AAA (RADIUS/TACACS+)
RADIUS client for management
HTTPS and SSL (secured web)
SSH (secured Telnet session)
ACL (Access Control List)

Management Features

Switch Management:
Cisco-like CLI via console port
Web-based management
SNMP v1, v2c, v3
Terminal setting (5 sessions)
Software upgrade/restore by TFTP
Configuration upgrade/restore by TFTP
RMON: RMON1 (1,2,3,9 group)
DHCP:
Client
Relay
Server
Snooping
Option 82
Per VLAN mirroring
Port mirroring
Ethernet Copper connection diagnostic tool
Event/Error Logging: Syslog (local Flash)
Remote Ping
NTP
LLDP (IEEE 802.1ab): Link Layer Discovery Protocol
LLDP-MED
System Status:
Device info/status
Ethernet port status
PoE status

Physical and Environmental

Dimensions (W x D x H): 77 x 128 x 154 mm (3.03 x 5.04 x 6.06")
Weight: 1.4 kg (3.11 lb)
Operating Temperature: -40°C to 75°C (-40°F to 167°F)
cold startup at -40°C
Storage Temperature: -40°C to 85°C (-40°F to 185°F)
Operating Humidity: 5% to 95% non-condensing
Installation Option: DIN-Rail mounting, wall mounting

Alarm

Alarm Relay Output Carrying Capacity: Max 0.5 A @ 24 VDC
System Alarm Notification: configurable alarm profile to enable
Alarm LED, Alarm relay, SNMP Traps

Features

Accessory

- Wall-mount plates
- DIN-rail clip
- M3 Screws x 4 (for the wall mount plates and DIN clip)
- DC power terminal block
- RJ-45 Ethernet port dust cover
- SFP Ethernet port dust cover

Power

- Power Input: Redundant Input Terminals
- Input Voltage Range: 46 to 58 VDC
- Total PoE output power budget: 120 W/240 W
- PSE output power management:
 - Scheduling
 - Power control
 - PD power consumption monitoring
- Reverse power protection: Yes
- Transient Protection: > 15,000 watts peak
- Power Consumption: Max 14 W without PD connected
Max 265 W with 240 W PSE

Note: The switch does not include a PSU (power supply unit).
Need to purchase PSU separately. See Ordering Information.

Regulatory and Compliances

- EMC
 - CE/FCC Part 15 Class A
 - CISPR 22 Class A
 - EN 61000-6-2:2005+ AC:2005
 - EN 61000-6-4:2007+A1: 2011
 - IEC 61000-4-2 ESD: Contact: 6 kV; Air: 8 kV
 - IEC 61000-4-3 RS: 80 MHz to 2700 MHz: 20 V/m
 - IEC 61000-4-4 EFT: Power: 4 kV; Signal: 4 kV
 - IEC 61000-4-5 Surge: Power: 2 kV; Signal: 2 kV
 - IEC 61000-4-6 CS: Signal: 10 V
 - IEC 61000-4-8:2009
 - IEC 61000-4-9:1993+A1:2000
 - IEC 61000-4-8:2009
 - IEC 61000-4-9:1993+A1:2000
- Safety
 - UL-60950
 - Railway Traffic: EN 50121-4 compliance
 - NEMA TS2 Certified
 - Shock: IEC 60068-2-27
 - Freefall: IEC 60068-2-32
 - Vibration: IEC 60068-2-6
 - RoHS (Pb free) and WEEE compliant
 - Ingress Protection: IP30 Metal Case
 - MTBF: > 25 years

Ethernet Standards

- IEEE 802.3 10BASE-T Ethernet
- IEEE 802.3u 100BASE-TX Ethernet
- IEEE 802.3ab 1000BASE-T Ethernet
- IEEE 802.3z 1000BASE-X
- IEEE 802.3x Flow Control
- IEEE 802.3az EEE support
- IEEE 802.1ab Link Layer Discovery Protocol (LLDP)
- IEEE 802.1p Class of Service
- IEEE 802.1q VLAN support
- IEEE 802.1D Spanning Tree Protocol
- IEEE 802.1w Rapid Spanning Tree Protocol
- IEEE 802.1s Multiple Spanning Trees
- IEEE 802.1ad Double Tagging (QinQ)
- IEEE 802.1x Authentication
- IEEE 802.3ad LACP
- IEEE 802.3af PoE (PoE models only)
- IEEE 802.3at PoE+ (PoE models only)
- RFC 2863 Interfaces MIB
- RFC 2233 IF MIB
- RFC1213 MIB II
- RFC 2819 RMON Statistics Group
- RFC 1215 Generic Traps
- RFC 2674 Q-Bridge MIB
- RFC 3635 Ethernet-like MIB
- RFC 2236 Internet Group Management Protocol, Version 2 (IGMPv2)
- RFC 3376 Internet Group Management Protocol, Version 3 (IGMPv3)
- RFC 2710 Multicast Listener Discovery for IPv6 (MLD)
- RFC 2464 Transmission of IPv6 Packets over Ethernet Networks
- RFC 4291 IPv6 Addressing Architecture
- RFC 4884 ICMPv6

Warranty

Please check www.edge-core.com for the warranty terms your country.

For More Information

To find out more about Edgecore Networks Corporation product and solutions, visit www.edge-core.com.

About Edgecore Networks Corporation

Edgecore Networks Corporation is in the business of providing innovative network solutions. In the service provider network, in the data center or in the cloud, Edgecore Networks Corporation delivers the software and systems that transform the way the world connects. Edgecore Networks Corporation serves customers and partners worldwide. Additional information can be found at www.edge-core.com.

Edgecore Networks Corporation is a subsidiary of Accton Technology Corporation, the leading network ODM company. The Edgecore Data Center switches are developed and manufactured by Accton.

To purchase Edgecore Networks solutions, please contact your Edgecore Networks Corporation representatives at +886 3 563 8888 (HQ) or +1 (949)-336-6801 or authorized resellers.

© Copyright 2017 Edgecore Networks Corporation. The information contained herein is subject to change without notice. This document is for informational purposes only and does not set forth any warranty, expressed or implied, concerning any equipment, equipment feature, or service offered by Edgecore Networks Corporation. Edgecore Networks Corporation shall not be liable for technical or editorial errors or omissions contained herein.

Ordering Information

Optional Accessories	Product Description
ET4205-SX	1Gbps, Small Form Factor Pluggable (Distance: 550 m; Wavelength: 850 nm, DDM), wide operating temperature -40 ~85 °C
ET4205-LX	1Gbps, Small Form Factor Pluggable (Distance: 10 km; Wavelength: 1310 nm, DDM), wide operating temperature -40 ~85 °C
ET4205-LX20	1Gbps, Small Form Factor Pluggable (Distance: 20 km; Wavelength: 1310 nm, DDM), wide operating temperature -40 ~85 °C
ET4205-LHX	1Gbps, Small Form Factor Pluggable (Distance: 40 km; Wavelength: 1310 nm, DDM), wide operating temperature -40 ~85 °C
HDR-15-24	15.2 W 24 VDC Single Output Industrial Power Supply Output DIN Rail -30~+70°C
SDR-120-48	120 W 48 VDC Single Output Industrial Power Supply Output DIN Rail -25~+75°C
SDR-240-48	240 W 48 VDC Single Output Industrial Power Supply Output DIN Rail -25~+75°C
SDR-480-48	480 W 48 VDC Single Output Industrial Power Supply Output DIN Rail -25~+75°C