



AP61 Hardware Installation Guide

Overview

The Mist AP61 is an IP67 rated outdoor access point which delivers 4x4 MIMO with four spatial streams when operating in multi-user (MU) or single-user (SU) mode that supports the IEEE 802.11ac Wave 2 specification.

I/O ports and Kensington lock

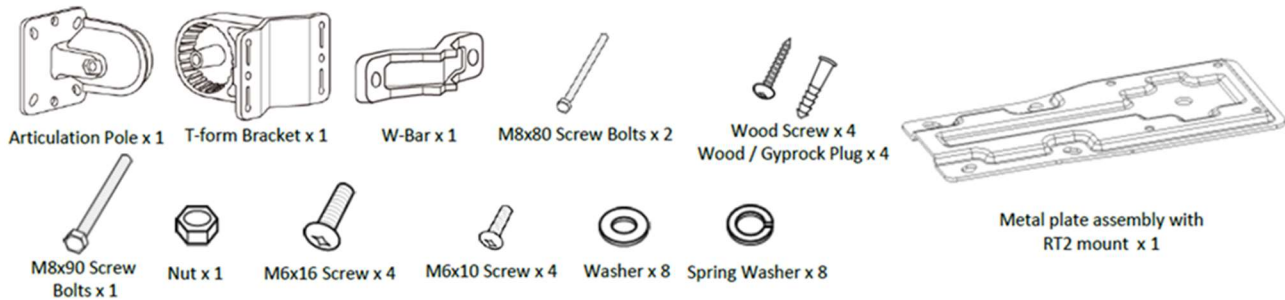


LED/Reset	Reset to the factory default settings
Eth0+PoE	10/100/1000 BaseT RJ45 interface that supports 802.3at PoE PD
Eth1	10/100/1000 BaseT RJ45 interface

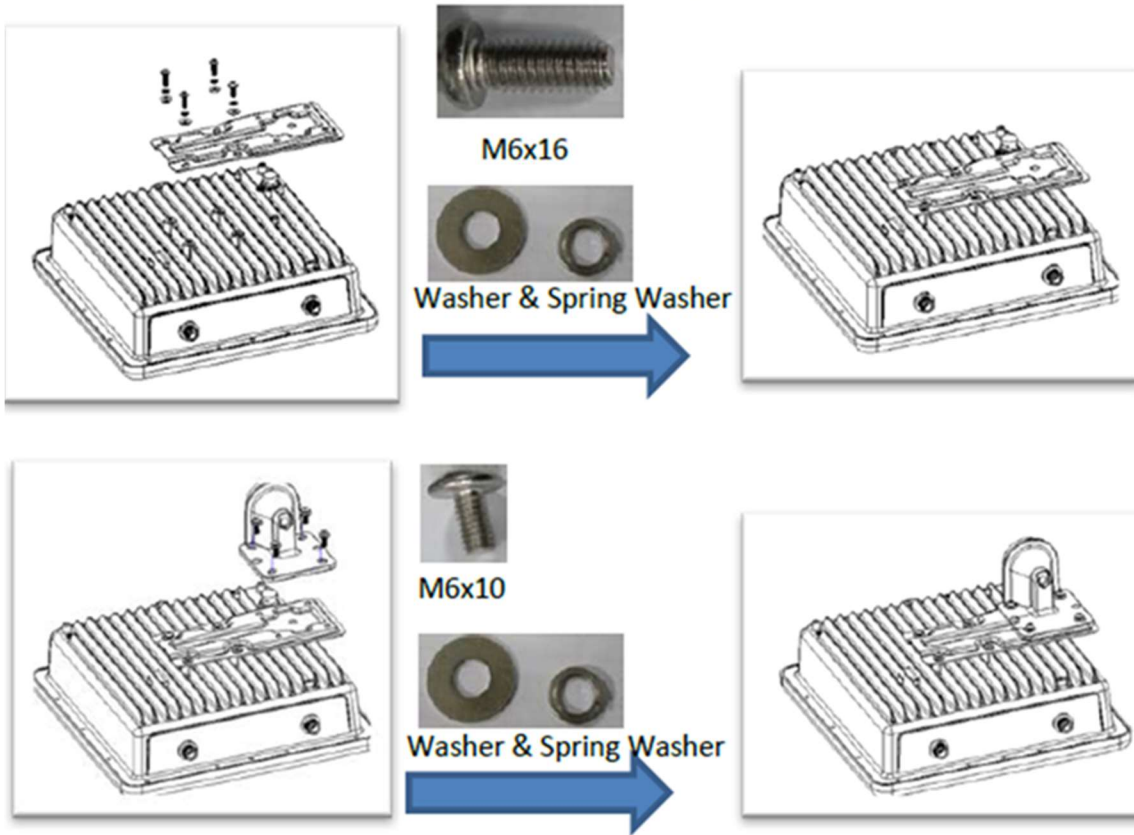
On the AP61E, there are 4 N-type antenna connectors (Ant1-Ant4)

Mounting kit installation

Mounting kit contents:

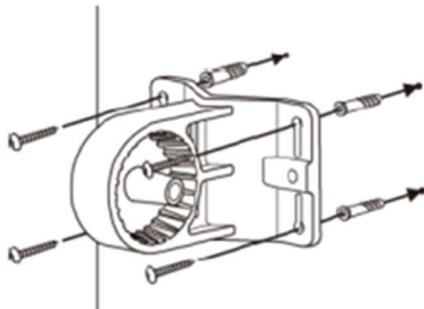


How to install the AP61 to the articulation pole:



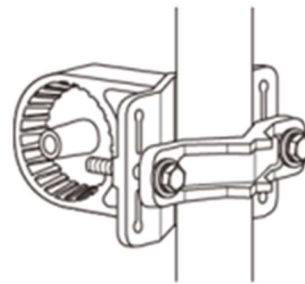
How to install the AP61 to a wall or pole:

Install T-form bracket to a wall



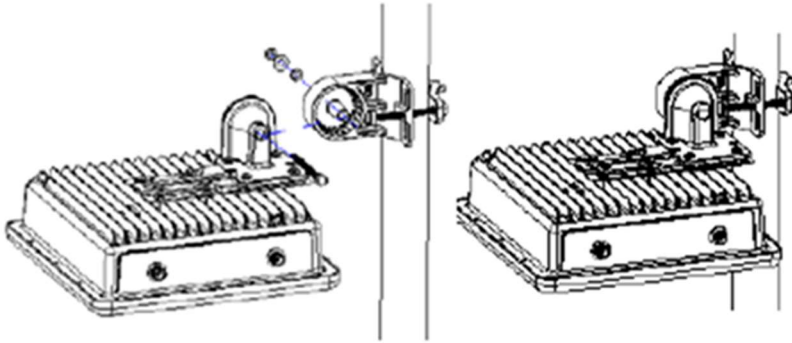
Fix the mount base to the wall using wood / gyprock screws.

Install T-form bracket to a pole



Mounting For Pole Larger than 1.5" (35mm) and Less Than 3" (80 mm)

Install the AP61 to the T-form bracket on the wall or pole



Attach the articulation pole to the mount base articulation using M8x90 bolt, nut and washers.

In a wall mount installation, please use screws that have a 1/4in. (6.3mm) diameter head with a length at least 2 in. (50.8mm).

In a pole mount installation, please use the M8x80 screws to attach to the pole mount kit.

Technical Specifications:

Feature	Description
Power options	802.3at PoE
Dimensions	AP61 – 12.2in x 12.2in x 4.2in (310mm x 310mm x 107mm) AP61E – 12.2in x 13.5in x 4.2in (310mm x 343mm x 107mm)
Weight	AP61 – 9.85 lbs (4.47 kg) AP61E – 10.1 lbs (4.59 kg)
Operating temperature	Internal antenna -20° to 65° C External antenna -20° to 65° C
Operating humidity	10% to 90% maximum relative humidity, non-condensing
Operating altitude	3,048m (10,000 ft)
Electromagnetic emissions	FCC Part 15 Class B
I/O	1 - 10/100/1000BASE-T auto-sensing RJ-45 with PoE 1 - 10/100/1000BASE-T auto-sensing RJ-45
RF	2.4GHz - 4x4:4 spatial streams 802.11ac MU-MIMO & SU-MIMO 5GHz - 4x4:4 spatial streams 802.11ac MU-MIMO & SU-MIMO 2.4GHz / 5GHz scanning radio 2.4GHz BLE with Dynamic Antenna Array
Maximum PHY rate	Total maximum PHY rate – 2533Mbps 5GHz – 1733 Mbps 2.4GHz – 800Mbps
Indicators	Multi-color status LED
Compliance standards	UL 60950-1 FCC Part 15.247, 15.407, 15.107, and 15.109

Warranty Information

The AP61 family of Access Points comes with a limited lifetime warranty.

Ordering Information:

Access Points

AP61-US	Premium Outdoor Wi-Fi & BLE Array AP - Internal Antenna for the US Regulatory domain
AP61E-US	Premium Outdoor Wi-Fi & BLE Array AP - External Antenna for the US Regulatory domain
AP61-WW	Premium Outdoor Wi-Fi & BLE Array AP - Internal Antenna for the WW Regulatory domain
AP61E-WW	Premium Outdoor Wi-Fi & BLE Array AP - External Antenna for the WW Regulatory domain

Accessories and spare parts

SP-01	Ethernet Surge Protector
APOUT-BR1	AP outdoor mounting bracket spare

The AP61 product includes an outdoor mounting bracket kit. If you would like a second mounting bracket kit, you can optionally order the spare part.

Regulatory Compliance Information:

If you need further assistance with purchasing the power source, please contact Mist Systems, Inc.

FCC Requirement for Operation in the United States of America:

FCC Guideline for Human Exposure

This equipment complies with FCC radiation exposure limits set forth for an uncontrolled environment. This equipment should be installed and operated with minimum distance 32cm between the radiator & your body.

This device complies with Part 15 of the FCC Rules. Operation is subject to the following two conditions: (1) This device may not cause harmful interference, and (2) this device must accept any interference received, including interference that may cause undesired operation.

This equipment has been tested and found to comply with the limits for a Class B digital device, pursuant to Part 15 of the FCC Rules. These limits are designed to provide reasonable protection against harmful interference in a residential installation. This equipment generates, uses and can radiate radio frequency energy and, if not installed and used in accordance with the instructions, may cause harmful interference to radio communications. However, there is no guarantee that interference will not occur in a particular installation. If this equipment does cause harmful interference to radio or television reception, which can be determined by turning the equipment off and on, the user is encouraged to try to correct the interference by one of the following measures:

- Reorient or relocate the receiving antenna.
- Increase the separation between the equipment and receiver.
- Connect the equipment into an outlet on a circuit different from that to which the receiver is connected.
- Consult the dealer or an experienced radio/TV technician for help.

FCC Caution

- Any changes or modifications not expressly approved by the party responsible for compliance could void the user's authority to operate this equipment.
- This transmitter must not be co-located or operating in conjunction with any other antenna or transmitter.
- For operation within 5.15 ~ 5.25GHz / 5.47 ~5.725GHz frequency range, it is restricted to indoor environment.