



ENVIRON

Environ Networking Racks and Open Frames

Excel is a world-class premium performing end-to-end infrastructure solution - designed, manufactured, supported and delivered - without compromise.

www.excel-networking.com

excel
without compromise.



Excel is a world-class premium performing end-to-end infrastructure solution – designed, manufactured, supported and delivered – without compromise.

Excel is driven by a team of industry experts, ensuring the latest innovation and manufacturing capabilities are implemented to surpass industry standards for quality and performance, technical compliance and ease of installation and use.

With an emphasis on compatibility and standards compliance 'from cable to rack', reliability and product availability, Excel is the complete trusted solution.



The Excel Warranty Programme

The Excel Warranty Programme provides peace of mind, confidence and reassurance to integrators and end users who install or specify structured cabling, rack and frame solutions. All Excel copper, fibre optic, voice, rack and frame product ranges are supported by the programme which provides a 25 year product and in the case of cabling, applications warranty, when installed as part of a complete Excel system by an accredited Excel Partner who has designed, supplied and installed the Excel solution.

If during 25 years from the date of registration of the installation of any floor standing Environ rack or frame, the purchased product fails to perform as designed or originally intended as a result of product quality or workmanship, the Excel support team will assist in resolving the reported problem through telephone or on site support, or product replacement.


We know of no other rack and frame supplier that offers this level of warranty programme.

ENVIRON

Meaning: v. formal. Surround; Enclose.

The Environ range of racks and open frames from Excel are designed to make installation and ongoing use quick, easy, and efficient. The breadth of designs and products available make them ideal for a wide range of applications in the enterprise, data centre, co-location, security, and professional audio visual market.

The Environ family at a glance:



The Environ range includes:



The **Environ CR** standard Comms Rack range is supplied with a glass front and steel rear door. The CR range is designed with features, and functionality which make it ideal for LAN and security cabling installations and the housing of 19" mounted equipment such as switches, routers, storage and recording devices.



The **Environ ER** Equipment Rack provides the same set of design features as the CR series with the added benefit of a single wave design mesh front door and mesh style wardrobe rear doors providing, ventilation, strength, security, and great aesthetics. The ER range is ideal for the installation of cabling, networking, server and AV equipment.



The **Environ CL** Co-Location Rack takes the existing qualities of the Environ range but with the added benefit of having secure, lockable compartments. The CL series is designed specifically for applications where equipment security is a priority, or where space is being used by different enterprise departments or clients with a shared facility. The CL series is perfect for Cloud deployments and co-location data centre facilities.



The **Environ SR** Server Rack range is designed to provide choice, functionality, and ease of use within high density server and equipment installations. With exceptional load bearing, split side panels, together with mesh design front and wardrobe rear door options, the SR range is ideal for data centre and enterprise equipment room installations.



The **Environ OR** Open Rack solution has been refreshed to provide an even greater choice of vertical and horizontal cable management and is an ideal solution where there is a secure environment for the installation of high density copper and optical cabling.



The **Environ WR** range of wall racks provide a wide choice of depths and heights. The WR series is designed for the installation of both cabling and equipment across a range of applications and are ideal for the housing of cabling, security and AV equipment.

Excel: by design

The Environ range of racks and open frames provide:

Simplicity by design

- Logical part numbering scheme to make specification and ordering quick and easy
- Online configurator to make enquiring and ordering quick and easy
- Quick release front and rear door hinge system
- Baying kit, jacking feet and load bearing castors included with all CR, CL, ER and SR racks
- 19" profiles can be moved quickly and easily without being removed

Performance by design

- Multipoint locking system standard on ER and SR range
- Rack loading capacity of up to 1300kg
- Mesh doors provide in excess of 70% ventilation
- Manage in excess of 1500 Category 6 cables in high density vertical management
- Managed rack mount power distribution units

Flexibility by design

- Choose from 6 different ranges of rack and frame
- Choose from multiple heights, widths and depths
- Purchase assembled or flat pack
- Bay CR, CL and ER racks together where necessary
- Modular power distribution units enable socket mix and density of your choice

Specification by design

- High capacity vertical management as standard in all 800mm wide CR, ER and SR racks
- Improved features and range of high capacity cable management across OR range
- Bay racks together with and without side panels
- Multiple cable access points within top and bottom plates
- Horizontally split 'top and bottom' side panels on SR range
- Security Cable Management with CL Series

Services by design

- Large stock holding across most EMEA markets
- Free next day delivery to UK Mainland
- EMEA wide sales and technical support teams
- Supported by the 25 Year Excel Warranty Programme
- Pre-configure your racks prior to delivery with our channel assist service

To help you choose the right Environ solution we've developed a series of support tools:

Environ Networking Racks and Open Frames Product Catalogue

This catalogue has been designed to provide information at the part number level – we've included a useful product selector so you can see at a glance which rack is best for your requirement and there are plenty of close up photographs to see the features of each range.

Online Catalogue

Our online catalogue makes it quick and easy to find the product that you're looking for and with our 360° photography you can view each rack offering from every different angle and you can also zoom in to view any specific features of the rack.

Online Configurator

The online configurator allows you to build your rack to your exact requirement and at the end it will provide you with the relevant part number information and product specification to email us for a quotation or to place your order.

Excel Specification Sheets

The specification sheets clearly list all of the features and benefits of each range. They include a detailed drawing of the rack, close up photographs, the technical specification, together with all of the relevant part number information.

Our accredited partners can also personalise these spec sheets by adding their own logo and address details, via the 'partner area' of the Excel web site, making them perfect for the inclusion in tender responses.

Demonstration Facilities

You can't beat seeing the racks up close and we have a selection on display in our M-Tech demonstration rooms in Birmingham, City of London, St Neots, Scotland and Dubai as well as select partner facilities across Europe and Africa, – to book to see them please speak to your local sales representative or contact the nearest office – details are shown on the back cover.



Contents

- [Environ Rack Selector.....](#)6

- [CR Overview.....](#)8
- [CR600.....](#)10
- [CR800.....](#)12

- [ER Overview.....](#)14
- [ER600.....](#)16
- [ER800.....](#)18

- [CL Overview.....](#)20
- [CL600.....](#)22
- [CL800.....](#)22

- [SR Overview.....](#)24
- [SR600.....](#)26
- [SR800.....](#)28
- [Environ Locking Solutions.....](#)30

- [Accessories.....](#)34

- [WR Overview.....](#)46

- [OR Overview.....](#)50

- [MicroLan Cabinet and Accessories.....](#)54

- [Standard Power Distribution Units.....](#)56

- [Modular Power Distribution Units.....](#)68

- [Intelligent Power Distribution Units.....](#)70

- [Environ Rack Part Number Structure Guide.....](#)77

Environ - A Solution for Every Requirement

excel
without compromise.

Key Features

U Size	Available Widths	Available Depths	Number of Compartments	Load Capacity	Colour	19" Profiles	1U height markings	19" Profiles - adjustable position
--------	------------------	------------------	------------------------	---------------	--------	--------------	--------------------	------------------------------------

 <p>CR Comms Rack</p>		15U 20U 24U 29U 33U 42U 47U	600 mm 800 mm	600 mm 800 mm 1000 mm	1	600 kg	GW BK	Front & Rear	✓	✓
 <p>ER Equipment Rack</p>		29U 42U 47U	600 mm 800 mm	600 mm 800 mm 1000 mm	1	600 kg	GW BK	Front & Rear	✓	✓
 <p>CL Co-Lo Rack</p>		42U 47U	800 mm	1000 mm	2 or 4	600kg	GW BK	Front & Rear	✓	✓
 <p>SR Server Rack</p>		29U 42U 47U	600 mm 800 mm	1000 mm 1200 mm	1	1300 kg	GW BK	Front & Rear	✓	✓
 <p>OR Open Rack</p>		42U 48U 52U	600 mm	75 mm 400 mm	1	1500 kg	BK	Front	✓	
 <p>WR Wall Rack</p>		6U 9U 12U 15U 18U 21U	600 mm	390 mm 500 mm 600 mm	1	63 kg - 390 60 kg - 500 60 kg - 600	GW BK	Front & Rear		✓

The Excel range of racks is extensive and we believe that we've got a quality solution to meet every installation requirement. To help you pick the product that's right for your requirement we've highlighted the key features and benefits below:

Quick release doors	Swing lock handle on front door	Multi-point locks	Front door	Rear door	Removeable side panels	150 mm Cable Tray	High capacity vertical cable management	Jacking feet & load bearing castors as standard	Available flat pack
✓	✓		Glass	Single steel	✓		800 mm width only	✓	✓
✓	✓		Wave Vented full width	Double vented	✓		800 mm width only	✓	✓
✓	✓		Vented	Vented	✓		800 mm width only	✓	
Secure lift off doors	✓	✓	Wave Vented full width	Double vented	✓	800 mm width only	800 mm width only	✓	✓
							Optional Accessories		✓
✓			Glass		✓				✓

Environ CR Series

The **Environ CR** standard Comms Rack range is supplied with a glass front and steel rear door. The CR range is designed with features, and functionality which make it ideal for LAN and security cabling installations and the housing of 19" mounted equipment such as switches, routers, storage and recording devices.



As our best selling range we ship large numbers of racks out on a daily basis across Europe. In the UK all of our next day deliveries are sent **free of charge** – however big the rack.



The Environ CR range is available as a 600mm or 800mm wide with a choice of many heights and depths – see the following pages for further details.

Environ CR Series

The Key features of the Environ CR range include:



- Swing handle cam lock fitted to glass front door



- Large cut out in base for cable entry



- 19" profiles marked with U height position



- Barrel lock fitted to steel rear door



- Full height front and rear adjustable 19" profiles



- Multiple brush strip cable entry in roof



- Side panels are lockable and racks can be bayed with or without side panels



- High density vertical cable management – 800 series only



- Jacking feet and castors can be fitted simultaneously



- Vented Roof

Environ CR600 – 600mm Wide Comms Rack



The Environ CR600 is a versatile range of 600 mm wide racks fitted with a glass front door. Designed to accommodate a load of up to 600 kg and available in a range of heights and depths they offer features that make them suitable for a wide range of applications in the data, security, audio visual and telecommunication arenas.

Features

- 15U to 47U high
- 600, 800 or 1000 mm deep
- Grey White or Black colour
- 600 kg load capacity
- Can be bayed with or without side panels
- Jacking feet included
- Baying kit included
- Large cut out in base for cable entry
- Heavy duty lockable castors included
- Jacking feet and castors can be fitted simultaneously
- Multiple brush strip cable entry in roof
- Aesthetically pleasing framed glass front door
- Swing handle cam lock fitted to glass front door
- Barrel lock fitted to steel rear door
- Full height front and rear adjustable 19" profiles
- Galvanised steel 19" mounting profiles
- 19" profiles marked with U height position
- Supplied assembled or flat pack
- Removable side panels
- Left or right hinge door



Product Specification

Standard	ANSI/EIA-310-E - IEC 60297-2 - DIN 41494 Part 1 & 7
Material	SPCC Cold Rolled Steel
19" Rails	2.0 mm thick
Side Panels	1.0 mm thick
Other	1.2 mm thick
Colour	Grey White - RAL 9002 Black - RAL9004
Load capacity	600 kg (Static)
Front door lock	Single point cam lock swing handle
Rear door lock	Single point barrel lock
Side panels lock	Single point barrel lock



Environ CR600 – 600mm Wide Comms Rack

600 mm Deep Racks

U Size	Width	Depth	Overall Height	Grey White	Black
15U	600 mm	600 mm	870 mm	542-1566-GSBN-GW	542-1566-GSBN-BK
20U	600 mm	600 mm	1090 mm	542-2066-GSBN-GW	542-2066-GSBN-BK
24U	600 mm	600 mm	1270 mm	542-2466-GSBN-GW	542-2466-GSBN-BK
29U	600 mm	600 mm	1490 mm	542-2966-GSBN-GW	542-2966-GSBN-BK
33U	600 mm	600 mm	1670 mm	542-3366-GSBN-GW	542-3366-GSBN-BK
42U	600 mm	600 mm	2070 mm	542-4266-GSBN-GW	542-4266-GSBN-BK
47U	600 mm	600 mm	2230 mm	542-4766-GSBN-GW	542-4766-GSBN-BK

800 mm Deep Racks

U Size	Width	Depth	Overall Height	Grey White	Black
24U	600 mm	800 mm	1270 mm	542-2468-GSBN-GW	542-2468-GSBN-BK
29U	600 mm	800 mm	1490 mm	542-2968-GSBN-GW	542-2968-GSBN-BK
33U	600 mm	800 mm	1670 mm	542-3368-GSBN-GW	542-3368-GSBN-BK
42U	600 mm	800 mm	2070 mm	542-4268-GSBN-GW	542-4268-GSBN-BK
47U	600 mm	800 mm	2230 mm	542-4768-GSBN-GW	542-4768-GSBN-BK

1000 mm Deep Racks

U Size	Width	Depth	Overall Height	Grey White	Black
29U	600 mm	1000 mm	1490 mm	542-29610-GSBN-GW	542-29610-GSBN-BK
33U	600 mm	1000 mm	1670 mm	542-33610-GSBN-GW	542-33610-GSBN-BK
42U	600 mm	1000 mm	2070 mm	542-42610-GSBN-GW	542-42610-GSBN-BK
47U	600 mm	1000 mm	2230 mm	542-47610-GSBN-GW	542-47610-GSBN-BK

The racks above are supplied fully built, if you require a flat pack option then please add –FP to the end of each code.

Racks without side panels are also available on request.

For part numbers of racks without side panels please refer to the relevant specification sheet or via the online catalogue.

Environ CR800 – 800mm Wide Comms Rack



The Environ CR800 is a versatile range of 800 mm wide racks fitted with a glass front door. Designed to accommodate a load of up to 600 kg and available in a range of heights and depths they offer features that make them suitable for a wide range of applications in the data, security, audio visual and telecommunication arenas.

Features

- 24U to 47U high
- 600, 800 or 1000 mm deep
- Grey White or Black colour
- 600 kg load capacity
- Can be bayed with or without side panels
- Jacking feet included
- Baying kit included
- Large cut out in base for cable entry
- Heavy duty lockable castors included
- Jacking feet and castors can be fitted simultaneously
- Multiple brush strip cable entry in roof
- Aesthetically pleasing framed glass front door
- Swing handle cam lock fitted to glass front door
- Barrel lock fitted to steel rear door
- Full height front and rear easily adjustable 19" profiles
- Galvanised steel 19" mounting profiles
- 19" profiles marked with U height position
- Supplied assembled or flat pack
- High density vertical cable management
- Removable side panels
- Left or right hinge door



Product Specification

Standard	ANSI/EIA-310-E - IEC 60297-2 - DIN 41494 Part 1 & 7
Material	SPCC Cold Rolled Steel
19" Rails	2.0 mm thick
Side Panels	1.0 mm thick
Other	1.2 mm thick
Colour	Grey White - RAL 9002 Black - RAL9004
Load capacity	600 kg (Static)
Front door lock	Single point cam lock swing handle
Rear door lock	Single point barrel lock
Side panels lock	Single point barrel lock



Environ CR800 – 800mm Wide Comms Rack

600 mm Deep Racks

U Size	Width	Depth	Overall Height	Grey White	Black
24U	800 mm	600 mm	1270 mm	542-2486-GSBF-GW	542-2486-GSBF-BK
29U	800 mm	600 mm	1490 mm	542-2986-GSBF-GW	542-2986-GSBF-BK
33U	800 mm	600 mm	1670 mm	542-3386-GSBF-GW	542-3386-GSBF-BK
42U	800 mm	600 mm	2070 mm	542-4286-GSBF-GW	542-4286-GSBF-BK
47U	800 mm	600 mm	2230 mm	542-4786-GSBF-GW	542-4786-GSBF-BK

800 mm Deep Racks

U Size	Width	Depth	Overall Height	Grey White	Black
24U	800 mm	800 mm	1270 mm	542-2488-GSBF-GW	542-2488-GSBF-BK
29U	800 mm	800 mm	1490 mm	542-2988-GSBF-GW	542-2988-GSBF-BK
33U	800 mm	800 mm	1670 mm	542-3388-GSBF-GW	542-3388-GSBF-BK
42U	800 mm	800 mm	2070 mm	542-4288-GSBF-GW	542-4288-GSBF-BK
47U	800 mm	800 mm	2230 mm	542-4788-GSBF-GW	542-4788-GSBF-BK

1000 mm Deep Racks

U Size	Width	Depth	Overall Height	Grey White	Black
29U	800 mm	1000 mm	1490 mm	542-29810-GSBF-GW	542-29810-GSBF-BK
33U	800 mm	1000 mm	1670 mm	542-33810-GSBF-GW	542-33810-GSBF-BK
42U	800 mm	1000 mm	2070 mm	542-42810-GSBF-GW	542-42810-GSBF-BK
47U	800 mm	1000 mm	2230 mm	542-47810-GSBF-GW	542-47810-GSBF-BK

The racks above are supplied fully built, if you require a flat pack option then please add –FP to the end of each code.

Racks without side panels are also available on request.

For part numbers of racks without side panels please refer to the relevant specification sheet or via the online catalogue.

Environ ER Series

The **Environ ER** Equipment Rack provides the same set of design features as the CR series with the added benefit of a single wave design mesh front door and mesh style wardrobe rear doors providing, ventilation, strength, security, and great aesthetics. The ER range is ideal for the installation of cabling, networking, server and AV equipment.



The Environ ER range is available as a 600mm or 800mm wide with a choice of three heights and three depths – see the following pages for further details.

Environ ER Series

The Key features of the Environ ER range include:



- Wave design mesh front door



- Wardrobe style double mesh rear doors



- Swing handle single point fitted to front door



- Multiple brush strip cable entry in roof



- Side panels are lockable and can be bayed with or without side panels



- High density vertical cable management – 800 series only



- Jacking feet and castors can be fitted simultaneously



- 19" profiles marked with U height position



- Full height front and rear adjustable 19" profiles



- Side panel latch plate

Environ ER600 – 600mm Wide Equipment Rack



The Environ ER600 is a versatile range of 600 mm wide racks fitted with a wave design mesh front door and wardrobe style double mesh rear doors. Designed to accommodate a load of up to 600 kg and available in a range of heights and depths they offer features that make them suitable for a wide range of applications in the data, security, audio visual and telecommunication arenas.

Features

- Available in 29U, 42U and 47U heights
- Baying kit included
- 600, 800 or 1000 mm deep
- Can be bayed with or without side panels
- Grey White or Black colour
- 600 kg load capacity
- Jacking feet included
- Large cut out in base for cable entry
- Heavy duty lockable castors included
- Multiple brush strip cable entry in roof and base
- Wave design mesh front door
- Jacking feet and castors can be fitted simultaneously
- Swing handle 1 point lock fitted to front door
- Swing handle 2 point lock fitted to rear doors
- Wardrobe style double mesh rear doors
- 70% ventilation front and rear doors
- Full height front and rear adjustable 19" profiles
- Galvanised steel 19" mounting profiles
- Supplied assembled or flat pack
- 19" profile depth markings for easy adjustment
- 19" profiles marked with U height position
- Removable side panels
- Left or right hinge full door

Product Specification

Standard	ANSI/EIA-310-E - IEC 60297-2 - DIN 41494 Part 1 & 7
Material	SPCC Cold Rolled Steel
19" Rails	2.0 mm thick
Side Panels	1.0 mm thick
Other	1.2 mm thick
Colour	Grey White - RAL 9002 Black - RAL9004
Load capacity	600 kg (Static)
Front door lock	1 point swing handle cam lock
Rear door lock	2 point swing handle cam lock
Side panels lock	Single point barrel lock





Environ ER600 – 600mm Wide Equipment Rack

600 mm Deep Racks

U Size	Width	Depth	Overall Height	Grey White	Black
29U	600 mm	600 mm	1490 mm	542-2966-WDBN-GW	542-2966-WDBN-BK
42U	600 mm	600 mm	2070 mm	542-4266-WDBN-GW	542-4266-WDBN-BK
47U	600 mm	600 mm	2230 mm	542-4766-WDBN-GW	542-4766-WDBN-BK

800 mm Deep Racks

U Size	Width	Depth	Overall Height	Grey White	Black
29U	600 mm	800 mm	1490 mm	542-2968-WDBN-GW	542-2968-WDBN-BK
42U	600 mm	800 mm	2070 mm	542-4268-WDBN-GW	542-4268-WDBN-BK
47U	600 mm	800 mm	2230 mm	542-4768-WDBN-GW	542-4768-WDBN-BK

1000 mm Deep Racks

U Size	Width	Depth	Overall Height	Grey White	Black
29U	600 mm	1000 mm	1490 mm	542-29610-WDBN-GW	542-29610-WDBN-BK
42U	600 mm	1000 mm	2070 mm	542-42610-WDBN-GW	542-42610-WDBN-BK
47U	600 mm	1000 mm	2230 mm	542-47610-WDBN-GW	542-47610-WDBN-BK

The racks above are supplied fully built, if you require a flat pack option then please add -FP to the end of each code.

Racks without side panels are also available on request.

For part numbers of racks without side panels please refer to the relevant specification sheet or via the online catalogue.

Environ ER800 – 800mm Wide Equipment Rack



The Environ ER800 is a versatile range of 800 mm wide racks fitted with a wave design mesh front door and wardrobe style double mesh rear doors. Designed to accommodate a load of up to 600 kg and available in a range of heights and depths they offer features that make this rack suitable for a wide range of applications in the data, security, audio visual and telecommunication arenas.

Features

- Available in 29U, 42U and 47U heights
- Baying kit included
- 600, 800 or 1000 mm deep
- Can be bayed with or without side panels
- Grey White or Black colour
- 600 kg load capacity
- Jacking feet included
- Large cut out in base for cable entry
- Heavy duty lockable castors included
- Multiple brush strip cable entry in roof
- Wave design mesh front door
- Jacking feet and castors can be fitted simultaneously
- Swing handle 1 point lock fitted to front door
- Swing handle 2 point lock fitted to rear doors
- Wardrobe style double mesh rear doors
- 70% ventilation front and rear doors
- Full height front and rear adjustable 19" profiles
- Galvanised steel 19" mounting profiles
- Supplied assembled or flat pack
- 19" profile depth markings for easy adjustment
- 19" profiles marked with U height position High density vertical cable management
- Removable side panels
- Left or right hinge full door

Product Specification

Standard	ANSI/EIA-310-E - IEC 60297-2 - DIN 41494 Part 1 & 7
Material	SPCC Cold Rolled Steel
19" Rails	2.0 mm thick
Side Panels	1.0 mm thick
Other	1.2 mm thick
Colour	Grey White - RAL 9002 Black - RAL9004
Load capacity	600 kg (Static)
Front door lock	1 point swing handle cam lock
Rear door lock	2 point swing handle cam lock
Side panels lock	Single point barrel lock





Environ ER800 – 800mm Wide Equipment Rack

600 mm Deep Racks

U Size	Width	Depth	Overall Height	Grey White	Black
29U	800 mm	600 mm	1490 mm	542-2986-WDBF-GW	542-2986-WDBF-BK
42U	800 mm	600 mm	2070 mm	542-4286-WDBF-GW	542-4286-WDBF-BK
47U	800 mm	600 mm	2230 mm	542-4786-WDBF-GW	542-4786-WDBF-BK

800 mm Deep Racks

U Size	Width	Depth	Overall Height	Grey White	Black
29U	800 mm	800 mm	1490 mm	542-2988-WDBF-GW	542-2988-WDBF-BK
42U	800 mm	800 mm	2070 mm	542-4288-WDBF-GW	542-4288-WDBF-BK
47U	800 mm	800 mm	2230 mm	542-4788-WDBF-GW	542-4788-WDBF-BK

1000 mm Deep Racks

U Size	Width	Depth	Overall Height	Grey White	Black
29U	800 mm	1000 mm	1490 mm	542-29810-WDBF-GW	542-29810-WDBF-BK
42U	800 mm	1000 mm	2070 mm	542-42810-WDBF-GW	542-42810-WDBF-BK
47U	800 mm	1000 mm	2230 mm	542-47810-WDBF-GW	542-47810-WDBF-BK

The racks above are supplied fully built, if you require a flat pack option then please add -FP to the end of each code.

Racks without side panels are also available on request.

For part numbers of racks without side panels please refer to the relevant specification sheet or via the online catalogue.

Environ CL Series



The Environ CL Co-Location Rack takes the existing qualities of the Environ range but with the added benefit of having secure, lockable compartments. The CL series is designed specifically for applications where equipment security is a priority, or where space is being used by different enterprise departments or clients with a shared facility. The CL series is perfect for Cloud deployments and co-location data centre facilities.




The Environ CL range is available as a 600mm or 800mm wide with a choice of two heights and two or four compartments – see the following pages for further details.



• Vertical Management (CL800)



• Vertical Management (CL600)




• Mesh Compartment Doors



• Inside Compartment (CL600)



• Removable Side Panel




• CL800 Inner Rack




• Jacking feet and castors can be fitted simultaneously



• Optional Cable Management Rings (CL800 only)



• Inner door lock



• Key and 3 digit combination locks

Environ CL Series






The Environ CL series of multicompartment floor standing racks are designed for co-location installations and applications that require enhanced levels of access security. The range is based on the proven and popular ER series chassis and is available in 42U or 47U heights, 600mm or 800mm wide, Grey White or Black and a choice of 2 or 4 compartments.

Each compartment is created by the use of a full depth dividing panel which runs from front to rear of the rack providing secure separation and a mounting shelf if so desired. Within each compartment are front and rear adjustable equipment mounting rails.

As standard front and rear doors are vented mesh and each are fitted with swing handles fitted with both a unique key and 3 digit combination lock. The entire range of Environ locking solutions is compatible with the CL series enabling customers to choose from digital key code, proximity card and biometric. To offer ultimate flexibility lock styles can be mixed within a rack if certain levels of security are desired for certain compartments either due to customer preference, or equipment stored within the compartment.

Cable entry and exit routes are provided via a full height multi section containment system mounted centrally between the equipment mounting rails. The system is designed to allow complete segregation of cables between compartments. Entry and exit points are located in both the roof and base and are protected by brush strip covers.

Within 800mm wide options patch leads can be managed within each compartment with optional cable management wire hoops mounted to the equipment mounting rails.



- Available in 42U and 47U heights
- 1000 mm deep
- Choice of 2 or 4 compartments
- Grey White or Black colour
- Jacking feet included
- Heavy duty lockable casters included
- 19" profiles marked with U height position
- Top and Bottom cable entry to each compartment
- Cable entry secure to each compartment
- Baying kit included
- 600 kg load capacity - total
- Brush strip cable entry in roof and base
- Jacking feet and casters can be fitted simultaneously
- Galvanised steel 19" mounting profiles
- 19" profile depth markings for easy adjustment
- Removable side panels
- Swing handle combination locks on all doors, with key lock
- Unique keys on all side panels



Available August 2017



2 Compartment

CL 600 Series

U Size	Width	Overall Height	Depth	Available U Space Per Compartment	Part Number - Black	Part Number - Grey White
42U	600mm	2070mm	1000mm	20U	545-4261-2C-WBM-BK	545-4261-2C-WBM-GW
47U	600mm	2230mm	1000mm	23U	545-4761-2C-WBM-BK	545-4761-2C-WBM-GW

CL 800 Series

U Size	Width	Overall Height	Depth	Available U Space Per Compartment	Part Number - Black	Part Number - Grey White
42U	800mm	2070mm	1000mm	20U	545-4281-2C-WBM-BK	545-4281-2C-WBM-GW
47U	800mm	2230mm	1000mm	23U	545-4781-2C-WBM-BK	545-4781-2C-WBM-GW

4 Compartment

CL 600 Series

U Size	Width	Overall Height	Depth	Available U Space Per Compartment	Part Number - Black	Part Number - Grey White
42U	600mm	2070mm	1000mm	9U	545-4261-4C-WBM-BK	545-4261-4C-WBM-GW
47U	600mm	2230mm	1000mm	11U	545-4761-4C-WBM-BK	545-4761-4C-WBM-GW

CL 800 Series

U Size	Width	Overall Height	Depth	Available U Space Per Compartment	Part Number - Black	Part Number - Grey White
42U	800mm	2070mm	1000mm	9U	545-4281-4C-WBM-BK	545-4281-4C-WBM-GW
47U	800mm	2230mm	1000mm	11U	545-4781-4C-WBM-BK	545-4781-4C-WBM-GW

Environ SR Series


The **Environ SR** Server Rack range is designed to provide choice, functionality, and ease of use within high density server and equipment installations. With improved load bearing, split side panels, together with mesh design front and rear door options, the SR range is ideal for data centre and enterprise equipment room installations.



The Environ SR range is available as a 600mm or 800mm wide with a choice of three heights and two depths – see the following pages for further details.

Environ SR Series

The Key features of the Environ SR range include:




- Wave design mesh front door



- Swing handle front door



- Swing handle two point lock fitted to front door



- Swing handle three point lock fitted to rear doors



- Quick release hinged side panels
- 42U and 47U only



- High density vertical cable management
- 800 series only



- Jacking feet and castors can be fitted simultaneously



- Brush style cable entry in roof



- Full height front and rear adjustable 19" profiles



- Removable base panels for cable entry

Environ SR600 – 600mm Wide Server Rack



The Environ SR600 is a versatile range of 600 mm wide racks fitted with a wave vented front door and double vented rear doors. Designed to accommodate a load of up to 1300 kg and available in a range of heights and depths they offer features that make them suitable for a wide range of applications in the data centre and telecommunications arenas.

Features

- Available in 29U, 42U and 47U heights
- Baying kit included
- 1000 or 1200 mm deep
- Can be bayed with or without side panels
- Grey White or Black colour
- Jacking feet included
- 1300 kg load capacity
- Removable and sliding base panels for cable entry
- Multiple letterbox brush style cable entry in roof
- Heavy duty lockable castors included
- Jacking feet and castors can be fitted simultaneously
- Wave design mesh style front door
- Swing handle two point lock front door
- Wardrobe style double mesh rear doors
- Swing handle three point lock rear doors
- Full height front and rear adjustable 19" profiles
- Galvanised steel 19" mouting profiles
- Supplied assembled or flat pack
- 19" profiles marked with U height position
- 70% ventilation front and rear doors
- Quick release hinged doors
- Doors open 235° / 180°
- Removable side panels - horizontally split on 42U and 47U



Product Specification

Standard	ANSI/EIA-310-E - IEC 60297-2 - DIN 41494 Part 1 & 7
Material	SPCC Cold Rolled Steel
19" Rails	2.0 mm thick
Top bar	1.5 mm thick
Door, top panel and side frame	1.2 mm thick
Other	1.0 mm thick
Colour	Grey White - RAL 9002 Black - RAL9004
Load capacity	1300 kg (Static)
Front door lock	2 point swing handle cam lock
Rear door lock	3 point swing handle cam lock
Side panels lock	Single point slam latch lock



Environ SR600 – 600mm Wide Server Rack

1000 mm Deep Racks

U Size	Width	Depth	Overall Height	Grey White	Black
29U	600 mm	1000 mm	1422 mm	544-29610-WDBN-GW	544-29610-WDBN-BK
42U	600 mm	1000 mm	2000 mm	544-42610-WDBN-GW	544-42610-WDBN-BK
47U	600 mm	1000 mm	2223 mm	544-47610-WDBN-GW	544-47610-WDBN-BK

1200 mm Deep Racks

U Size	Width	Depth	Overall Height	Grey White	Black
29U	600 mm	1200 mm	1422 mm	544-29612-WDBN-GW	544-29612-WDBN-BK
42U	600 mm	1200 mm	2000 mm	544-42612-WDBN-GW	544-42612-WDBN-BK
47U	600 mm	1200 mm	2223 mm	544-47612-WDBN-GW	544-47612-WDBN-BK

The racks above are supplied fully built, if you require a flat pack option then please add **-FP** to the end of each code.

Environ SR800 – 800mm Wide Server Rack



The Environ SR800 is a versatile range of 800 mm wide racks fitted with a wave vented front door and double vented rear doors. Designed to accommodate a load of up to 1300 kg and available in a range of heights and depths they offer features that make them suitable for a wide range of applications in the data centre and telecommunications arenas.

Features

- Available in 29U, 42U and 47U heights
- Baying kit included
- 1000 or 1200 mm deep
- Can be bayed with or without side panels
- Grey White or Black colour
- Jacking feet included
- 1300 kg load capacity
- Removable and sliding base panels for cable entry
- Multiple letterbox brush style cable entry in roof
- Wave design mesh style front door
- Heavy duty lockable castors included
- Jacking feet and castors can be fitted simultaneously
- Swing handle two point lock front door
- Wardrobe style double mesh rear doors
- Swing handle three point lock rear doors
- High density vertical cable management
- Full height front and rear adjustable 19" profiles
- Galvanised steel 19" mouting profiles
- Supplied assembled or flat pack
- 19" profiles marked with U height position
- 70% ventilation front and rear doors
- Quick release hinged doors
- Doors open 235° / 180°
- 150 mm cable tray included
- Removable side panels - horizontally split on 42U and 47U

Product Specification

Standard	ANSI/EIA-310-E - IEC 60297-2 - DIN 41494 Part 1 & 7
Material	SPCC Cold Rolled Steel
19" Rails	2.0 mm thick
Top bar	1.5 mm thick
Door, top panel and side frame	1.2 mm thick
Other	1.0 mm thick
Colour	Grey White - RAL 9002 Black - RAL9004
Load capacity	1300 kg (Static)
Front door lock	2 point swing handle cam lock
Rear door lock	3 point swing handle cam lock
Side panels lock	Single point slam latch lock



Environ SR800 – 800mm Wide Server Rack

1000 mm Deep Racks

U Size	Width	Depth	Overall Height	Grey White	Black
29U	800 mm	1000 mm	1422 mm	544-29810-WDBR-GW	544-29810-WDBR-BK
42U	800 mm	1000 mm	2000 mm	544-42810-WDBR-GW	544-42810-WDBR-BK
47U	800 mm	1000 mm	2223 mm	544-47810-WDBR-GW	544-47810-WDBR-BK

1200 mm Deep Racks

U Size	Width	Depth	Overall Height	Grey White	Black
29U	800 mm	1200 mm	1422 mm	544-29812-WDBR-GW	544-29812-WDBR-BK
42U	800 mm	1200 mm	2000 mm	544-42812-WDBR-GW	544-42812-WDBR-BK
47U	800 mm	1200 mm	2223 mm	544-47812-WDBR-GW	544-47812-WDBR-BK

The racks above are supplied fully built, if you require a flat pack option then please add – FP to the end of each code.

Environ Locking Solutions

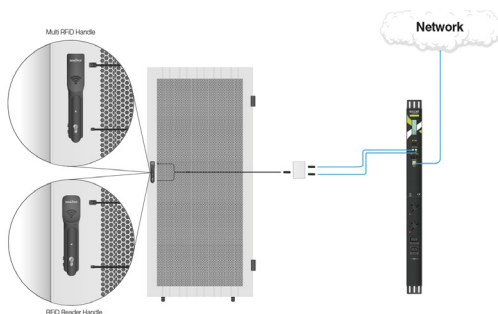
Environ Locking Solutions from Excel, in conjunction with Southco and Suprema, provide an ergonomic and stylish solution to environments where security is paramount. The solution can be standalone, networkable, integrate into Access Control systems, BMS and include Biometrics.

The Solution brings intelligence and monitoring right down to the lock level of a data rack, giving you ultimate control of access to the services and equipment within a comms room or data centre, making it perfect for co-location deployments and remote sites where access is restricted for authorised personnel only.

RFiD Intelligent

The Lock with built in RFID reader is the ultimate in data rack security. This lock provides intelligence and monitoring, allowing for remote locking and unlocking, with built in integral key lock for manual over-ride.

This solution is offered as a fitted handle to a complete rack.



Biometric Intelligent

Remove the possibility of fraudulent access through mislaid keys or corrupt activity, with biometric readers within the lock.

The Solution is data centre centric with the market shift towards cloud, colocation and managed service offerings, where multiple clients are facilitated.

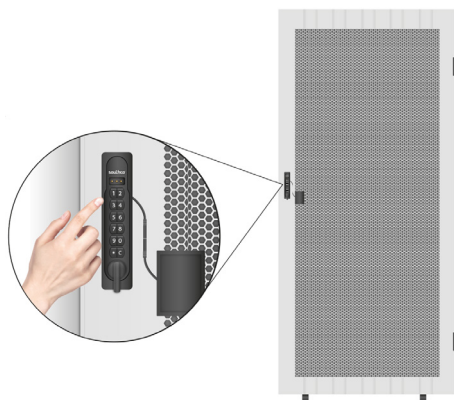
This solution is offered as a fitted handle to a complete rack.

Standalone Combination Lock

Have up to 20 unique combination codes on each lock with the standalone solution, on any of the latch mechanism doors with the CR, ER and CL series racks.

This self contained system is locally powered through a 3AA battery power pack. The system is easily programmed with a management key and has activation life cycle of circa 50,000 operations.

This solution is offered as piece part for retro fitting to a rack or can be supplied fitted.

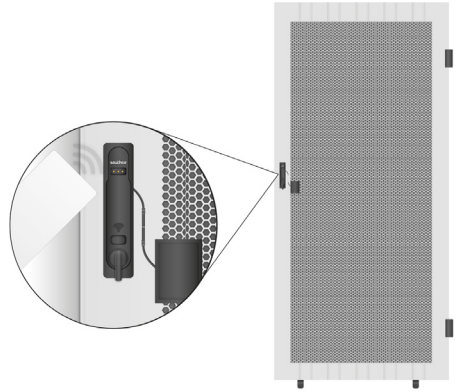


Standalone RFID lock

Have up to 20 cards programmed on each lock with the standalone solution on any of the latch mechanism doors within the CR, ER and CL series racks.

This self contained system is locally powered through a 3AA battery power pack. The system is easily programmed with a management key and has activation life cycle of circa 50,000 operations.

This solution is offered as piece part for retro fitting to a rack or can be supplied fitted.



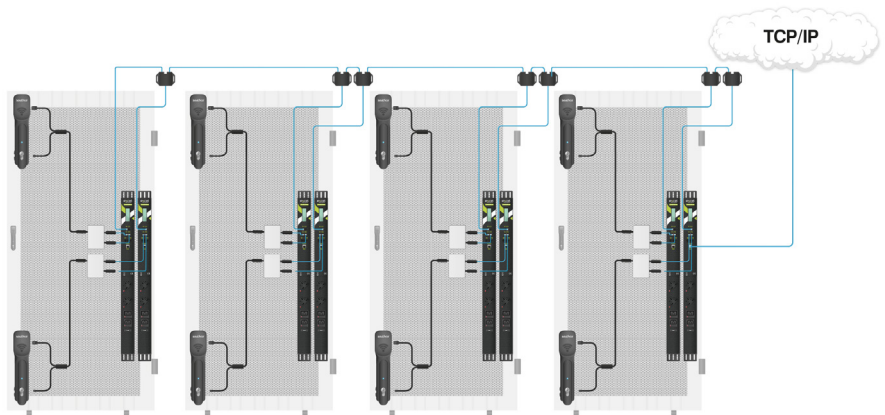
Integration options

The intelligent versions of the lock range are easily integrated in to various systems to create a totally intelligent solution. With this function the locks can become networkable, allowing for remote access activation. Alarm outputs can be configured to give notification of door open requests.

Excel Intelligent PDU

The locks can be powered and integrate with the Excel Intelligent PDU solution. By using a junction box, the tin open ended wire harness loom can be split into two RJ22 cables, allowing for the 12VDC to power the unit and the other receiving the Wiegand outputs from the integrated reader. The PDU can activate 2 locks, with simultaneous operation.

2 Door setup in row of racks through Excel Intelligent PDU's



The PDU's can be daisy chained together to create a series of intelligent networkable handles that can be opened locally or remotely through the free software.

How to obtain a quotation for an Intelligent Lock Solution

Before we can quote for an intelligent lock solution we require a few basic facts from you:

1. What rack do you require the lock to be fitted on
2. Which door do you wish to have the locks fitted on – Front/rear (please note all locks are not compatible with all door styles – See table below)
3. Do you wish the system to be standalone – Select the SC style handle
4. Do you wish the system to have networkable functionality – select the H3 style handle
5. Do you require keypad, RFID or biometric authentication – if RFID what reader technology

Once we have this information we will be able to provide you with a full quotation.

SC: This solution is provided with a battery pack that activates the lock circa 50,000 times.

H3: This solution is operated by 12 VDC and is not provided within the lock kit.
See integration options for more information.

Biometric authentication: only available on H3 series.

To help understand what locks can be fitted to what doors please see below compatibility chart.

These locks are only sold as part of Environ rack and will come fitted complete with the open ended Y cables fitted to the doors (on H3 range) to allow for final fitting into power source and Wiegand output receiver.

Intelligent handle / door compatibility chart

Door	Lock style	
	SC	H3
SR - Front door	x	✓
SR - Rear door	x	✓
CL - Front door	✓	✓
CL - Rear door	x	✓
ER - Front door	✓	✓
ER - Rear door	x	✓
CR - Front door	✓	✓
CR - Rear door	x	✓
WR - Front door	x	x

Associated items:

Programming Keys (Use with SC Handles)

SC-A10-10 Southco Programming Key

SC-A20-10 Southco Manager Key

SC-A30-10 Southco User Key

Locking System Card (Use with SC & H3 Handles)

EA-C2-021 - Southco RFID Proximity card HID 125khz 26Bit (H3 only)

EA-C3-021 - Southco RFID 13.56Mhz Mifare Classic Card 4B CSN

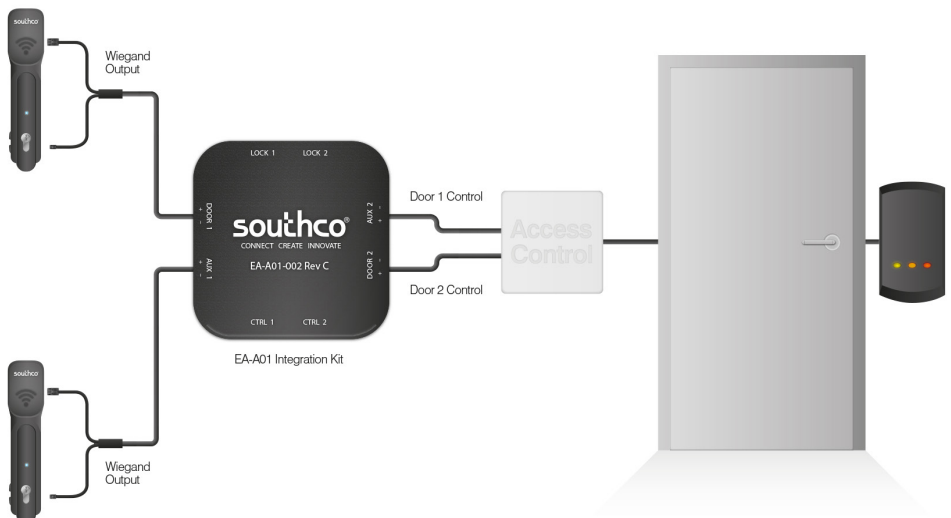
Integration Kit (Use with H3 Handles)

EA-A01-102 - Southco Security System Integration Kit

The EA-A01 Security System Integration Kit simplifies the cabling and connections necessary between the Electronic Swing handle with integrated card reader, and any Wiegand based access control system.

The Kit allows for integration of the locks into a BMS (Building Management System), taking existing security all the way to rack level within a Data Centre.

When integrated with an existing access control system, the new Integration Kit facilitates complete remote control and monitoring from building and room access down to server door access.



Environ Shelves

A range of shelves to suit the Environ Racks in different environments and applications.

Features

- Choice of depths
- Cantilever, fixed, adjustable, or sliding shelves
- Grey White or Black
- High load rating

Cantilever Shelves

The cantilever shelves are mounted using one set of the 19" profiles offering flexibility of fitting.



Features


- Choice of depths
- Grey White or Black
- 10 kg load capacity

Compatibility										
CR ER CL SR Depth				OR	WR Depth					
Grey White	Black	Shelf Depth	600	800	1000	1200	OR	390	500	600
542-020-GE	542-020-BK	190	✓	✓	✓	✓	✓	✓	✓	✓
542-021-GE	542-021-BK	400	✓	✓	✓	✓	✓	✓	✓	✓

- All dimensions are in mm
- CL is 1000 deep only

Fixed Shelves

The fixed shelves are mounted using the front and rear 19" profiles.



Features

- Choice of depths
- Grey White or Black
- Front and rear profile mounting
- 80 kg load capacity

Compatibility											
CR ER CL Depth			SR Depth		OR	WR Depth					
Grey White	Black	Mounting Depth	600	800	1000	1000	1200	OR	390	500	600
542-022-GE	542-022-BK	350	✓	✓	✓	✓	✓	✓	✓	✓	✓
542-023-GE	542-023-BK	550		✓	✓	✓	✓	✓	✓	✓	✓
542-024-GE	542-024-BK	720			✓		✓	✓	✓	✓	✓

- All dimensions are in mm
- CL is 1000 deep only

Environ Shelves

Adjustable Shelf

The adjustable shelf is mounted using the front and rear 19" profiles. The shelf can be assembled to fit a range of depths of racks and allow flexibility when setting the 19" profile positions.



Features


- Adjustable depth
- Permits flexibility of 19" profile position
- Grey White or Black
- 80 kg load capacity
- Front and rear profile mounting
- 1U high

		Compatibility								
		CR ER CL SR Depth					OR	WR Depth		
Grey White	Black	Depth	600	800	1000	1200	OR	390	500	600
542-026-GE	542-026-BK	430-720		✓	✓	✓				✓

- All dimensions are in mm
- CL is 1000 deep only

Sliding Shelves

The forward sliding shelves are mounted using the front and rear 19" profiles. The shelves can be assembled to fit a range of depths of racks and allow flexibility when setting the 19" profile positions.



Features

- Sliding shelf
- Adjustable depth fixings
- Grey White or Black
- 30 kg load capacity

		Compatibility										
		CR ER CL SR Depth					OR	WR Depth				
Grey White	Black	Mounting Depth		Shelf Depth	600	800	1000	1200	OR	390	500	600
		Min	Max									
542-027-GE	542-027-BK	375	660	350	✓	✓	✓	✓				
542-028-GE	542-028-BK	605	855	563			✓	✓				

- All dimensions are in mm
- CL is 1000 deep only

Environ Fan Trays



Four Way Roof Mount Fan Trays

The four way version fits into the roof section of the Environ CR, ER & SR Racks and consists of four 230V, 50Hz fans. The Fan trays are supplied with BS1363 (UK) and Schuko 3m IEC 60320 C13 power leads. The IEC 60320 C13 power leads allow for easy installation and may be replaced to suit the specific power connection.



Features

- Four fans per tray
- Supplied with UK and Schuko power leads
- Quick and easy to fit
- Noise level 27 – 28dB
- Available in black and grey white
- Supplied with detachable IEC 60320 C13 mains lead
- Airflow 78 – 84m³/hour per fan

Rack Mount Fan Trays

19" rack mounted fan tray available with three or six fans.



Features

- Available in Grey White or Black
- Occupies 1U of rack space
- Supplied with detachable IEC 60320 C13 mains lead

CR, ER and SR Racks

Description	Grey White	Black
4 Way Roof Fan Tray (supplied with UK power lead)	542-044-GE	542-044-BK
4 Way Roof Fan Tray (supplied with Schuko power lead)	542-044-GE-SCHUKO	542-044-BK-SCHUKO
2 Way Roof Fan Tray (supplied with UK power lead)		542-042-BK
1U 3 Way Rack Mount Fan Tray (UK)	IVU3	IVU3-BK



Two Way Roof Mount Fan Trays

The two way version fits into the roof section of the Environ WR wall racks. The Fan trays are supplied with either a BS1363 (UK) or Schuko 3m IEC 60320 C13 power leads (*See Part Number table*). The IEC 60320 C13 power leads allow for easy installation and may be replaced to suit the specific power connection.



Features

- Two fans per tray
- Quick and easy to fit
- Noise level 27 – 28dB
- Available in Grey White or Black
- Supplied with detachable IEC 60320 C13 mains lead
- Airflow 78 – 84m³/hour per fan

WR Racks

Description	Grey White	Black
2 Way Roof Fan Tray (UK)	540-302	540-302-BK
2 Way Roof Fan Tray (Schuko)	540-302-SCHUKO	540-302-BK-SCHUKO

Environ Combi Lock

The Excel Environ Combination Rack Lock can easily replace the "T" handle lock fitted to Environ racks to offer an alternative to issue keys for access. The user can define the combination that is required to open the lock and it is supplied with a key override. Full fixings are supplied with the lock, to permit fitting to Single or Double doors within the CR, ER & SR ranges. The same lock is used with the 1, 2 & 3 point locking systems.

Features

- Compatible with Environ CR, ER & SR (Standard on CL Series)
- User Defined 3 Digit Combination
- Key Override
- Works with Single & Double Doors
- Works with 1, 2 & 3 point locking doors
- Alternative to issuing keys for entry
- Fits 150x25mm door aperture

Description	Part Number
Environ CR, ER, SR, CL Combination Lock	542-005



NEW
excel

Environ Split Profiles

Excel split profiles allow for maximum usage of a rack when networking equipment needs to be deployed within an Environ rack at differing depths.

Features

- Easy assembly
- U height markings

Description	Part Number
Excel SR 19" Split Profiles (Pair) - 47U	544-547



NEW
excel

Excel Blanking Plates and Letterbox Panels



To improve cabinet appearance and airflow management Blank Plates can be installed to cover unused space. Letterbox Panels allow patch cords to be fed to or from the rear of the cabinet.

Features

- Enhances Cabinet Appearance
- Black

Description	Part Number
1U Double Brush Strip – Middle Split	100-595
1U Blank Plate Black	100-598
1U Brush Strip Black	100-599
2U Blank Plate Black	100-602
3U Blank Plate Black	100-606
1U Letterbox Plate Black	100-610

Excel Snap-in Blank Panels



A range of strong Steel 19" Blanking Plates suitable for all 19" racks and frames which utilise profiles with square cage nut holes. Promotes air flow characteristics of the rack. Fitting is simple and does not require any tools. Fixings are plastic rivets which fit the square profile holes and can be reused & moved many times.

Features

- Standard 19-inch Profile
- Steel Construction
- Snap-In Plastic Fixings - No Tools Required
- Promotes airflow within the rack



Description	Part Number
1U Black Snap-in blanking panel	100-591
2U Black Snap-in blanking panel	100-592
3U Black Snap-in blanking panel	100-593

Excel Cable Management Bars

A wide range of 19" Vertical Cable management bars are available.

Features

- Metal or Plastic Management Hoops
- Horizontal and Vertical Hoops
- Cage Nut Set included
- 1 and 2U Options



Description	Part Number
1U Black Bar, 4 Vertical Metal 65mm Hoops	100-582
1U Black Bar, 5 Vertical Metal 100mm Hoops	100-583
1U Black Bar, 5 Vertical Plastic 65mm Hoops	100-586
1U Black Bar, 5 Vertical Plastic 65mm Hoops – 2 Pack	100-048
2U Black Bar, 4 Vertical Metal 65mm Hoops	100-594

Excel Chrome Management Bar

19" Chrome Cable Management Bar. Provides an aesthetically pleasing and efficient way of managing patch cords, with the 1U version benefitting from a built in 'letter box' cut out for excess cable.

Features

- Complements the Excel Category 6A Chrome Panel and Modules



Description	Part Number
1U 5 Way Chrome Cable Management Bar	100-031
0.5U 5 Way Chrome Cable Management Bar	100-581

Environ Keys



Spare keys for the Environ racks that fit CR, ER & SR racks.

Description	Part Number
Environ Keys x 2	542-001

Environ Unique locks and Key sets



Image shows 542-ER Unique

Unique Key & Barrel sets for Environ range of Racks. These kits consist of a complete replacement of all locks and handles. 100 different key codes selected at random and extra keys can be supplied to order.

Easy to install - straight replacement of the standard locks & barrels.

- Available for CR, ER and SR range
- Includes 8 keys
- 100 different keys available
- Extra keys available to order
- All locks required for doors and side panels

Description	Part Number
Excel Environ CR Unique Lock (1x handle 3x barrel)	542-UNIQUE KEYS
Excel Environ CR Unique Lock (2x handle 2x barrel)	542-ER-UNIQUE KEYS
Excel Environ SR Unique Lock (2x handle 4x Slam latch locks)	544-UNIQUE KEYS

Document Holder



A4 document holder that sticks to the outside of the Environ racks to hold relevant documentation.

Description	Part Number
Document Holder - Grey	542-002-GE

SR Anti-tilt Kit

The SR Anti-tilt Kit provides a greater stability to the SR racks. The anti-tilt kit is fitted with the jacking feet in place.

Features

- Easy fixing
- Provides greater stability

Description	Grey White	Black
SR 600 mm Wide Anti-tilt kit	544-506-GE	544-506-BK
SR 800 mm Wide Anti-tilt kit	544-508-GE	544-508-BK



Environ Plinths

Available as an option to suit all sizes of Excel Environ Racks, the plinth increases the overall height of the rack by approximately 100mm and allows for easy cable access into the base of the rack. The plinth is manufactured with removable sides to further aid access for cabling and leveling purposes.

* Except only feet not castors

Features

- Cable entry to rack via knockout strips on all sides
- Increases rack height by 100mm



CR, CL and ER Racks

Description	Grey White	Black
600 mm Wide x 600 mm Deep	542-966-GE	542-966-BK
600 mm Wide x 800 mm Deep	542-968-GE	542-968-BK
600 mm Wide x 1000 mm Deep	542-960-GE	542-960-BK
800 mm Wide x 600 mm Deep	542-986-GE	542-986-BK
800 mm Wide x 800 mm Deep	542-988-GE	542-988-BK
800 mm Wide x 1000 mm Deep	542-980-GE	542-980-BK




SR Racks

Description	Grey White	Black
600 mm Wide x 1000 mm Deep	-	544-960-BK
600 mm Wide x 1200 mm Deep	-	544-962-BK
800 mm Wide x 1000 mm Deep	544-980-GE	544-980-BK
800 mm Wide x 1200 mm Deep	544-982-GE	544-982-BK



Environ Cable Tray




The lightweight design makes installation and cable feed quick and easy.

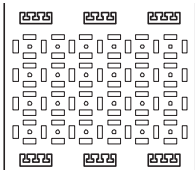
Features

- Available in a range of sizes
- Supplied in packs of 2
- Compatible with all Environ floor standing racks.
- Multiple cable tie fixing methods
- 150mm or 300 mm wide
- Colour matched to Environ rack

150 mm Wide Cable Tray



Description	Grey White	Black
29U - 150 mm Wide (2 qty)	542-150-29-GE	542-150-29-BK
32U - 150 mm Wide (2 qty)	542-150-32-GE	542-150-32-BK
42U - 150 mm Wide (2 qty)	542-150-42-GE	542-150-42-BK
47U - 150 mm Wide (2 qty)	542-150-47-GE	542-150-47-BK



300 mm Wide Cable Tray

Description	Grey White	Black
29U - 300 mm Wide (2 qty)	542-300-29-GE	542-300-29-BK
32U - 300 mm Wide (2 qty)	542-300-32-GE	542-300-32-BK
42U - 300 mm Wide (2 qty)	542-300-42-GE	542-300-42-BK
47U - 300 mm Wide (2 qty)	542-300-47-GE	542-300-47-BK

Environ Plastic finger management



Vertical Cable and Patch Lead management units, sold individually and available in 6U and 14U heights. Manufactured to fit the Environ range of ER and CR Racks. These units can be mixed and matched to create bespoke solutions as and when needed.

Features

- Fit the CR/ER series
- Flexible and strong fillets
- Create the overall size you require

Description	Part Number
6U Plastic Finger Management for CR/ER – Black	542-106
14U Plastic Finger Management for CR/ER – Black	542-114

Earth Bonding Kit

An Earth Bonding Kit is installed between the frame and doors, all panels are fitted with earth studs.

Description	Part Number
CR/ER Earth Bonding Kit - 6 pcs Pack	542-006
SR Earth Bonding Kit - 8 pcs Pack	544-006



Excel Roof Bracket for Basket Tray

These roof brackets create a perfect solution when overhead fixing of basket tray is not possible, utilising the roof of the racks to install the desired tray.

Note: fixings not included

Features

- Flexible slots to accept various basket tray sizes
- Built in lips for securing

Description	Part Number
Excel Roof Bracket for Basket Tray – (Pair)	542-055



Excel Waterfall bracket

Waterfall bracket for mounting direct to cable basket to facilitate the safe exit of cables from the basket, ensuring that the cables are properly managed and not damaged. Provides smooth transition for all cable types (fibre, copper) from the horizontal basket to the vertical drop.

Features

- Clips to standard cable basket
- For Copper and Fibre Cables
- 90 mm wide
- Strong Steel Construction
- Black powder coat finish

Description	Part Number
Excel waterfall bracket use with basket tray & rear bracket	542-060



Environ Vertical Plastic Finger Management



Vertical Cable and Patch Lead management units, sold in pairs and available in 42U and 47U heights. Manufactured to fit the Environ range of ER and CR Racks. The steel back plate features large holes to allow the cables to pass into the rack. The management door is hinged and can be either left or right-hand opening.

Features

- Steel Construction with plastic molded fingers
- Sold in Pairs
- Double-hinged front covers
- Fixings included

Description	Part Number
Excel Environ 42u vertical plastic finger management Black 1Pair	542-920-BK
Excel Environ 47u vertical plastic finger management Black 1Pair	542-921-BK

Excel Plastic Vertical Management Rings



The Excel Vertical Cable Management rings have been introduced to compliment the Patch Rack System however they can be installed in all cabinets to assist in the management of patch cables. Manufactured from high quality ABS plastic. The larger rings have the capacity to manage over 100 patch leads.

They come complete with cage nuts and screws to mount them to the side of the 19" profiles of the Excel Environ cabinets or the Patch Rack.

Features

- Manage over 100 patch leads
- ABS plastic

Description	Part Number
Excel Vertical Management Ring – Medium – Black	100-923
Excel Vertical Management Ring – Large – Black	100-924

Cable Management Rings



Environ Cable/Patch Lead Management Ring designed to easily fix to the 19" profiles of the Environ range of cabinets (and others). Large size to accommodate many cables and patch leads. Several mounting options to suit cabinet configuration, with fixings included.

Features

- Large size to accommodate many cables (95mm x 200mm)
- All steel construction
- Fits the Excel Environ range of cabinets
- Nickel Plated
- Fixes to 19" profiles
- Fixings included

Description	Part Number
Excel Chrome Cable Management Ring 200mm X 95mm - PK10	100-607

Excel Patch Rack

The Excel Patch Rack provides the ideal solution for 'Top of Rack' patching applications within the Data Centre or Main Equipment Room. The Excel Patch Rack can be mounted on to Basket Tray or Ladder style containment. It can also be mounted directly onto the floor slab above a false ceiling to provide a consolidation point within commercial office installations.

Features

- Available in 4U or 8U options

Description	Part Number
Excel 4U Patch Rack – Black	100-920
Excel 8U Patch Rack – Black	100-921



Excel Trunk cable Manager

The Excel Trunk Cable Manager is designed to accommodate excess slack trunk cable within the data centre or MER. It is particularly effective for managing pre-terminated fibre installations when exact measurements are not always possible.

This sturdy solution created from 1.5mm powder coated mild steel also combines 4 plastic management rings at the front to provide the patch lead management without taking up any additional U space.

Features

- Integrated U saving design
- Keeps cable slack tidy

Description	Part Number
Excel Trunk Cable manager – Black	100-922



19" Stand-off Brackets

Allow for PDU's and Patch panels to be mounted whilst utilising zero U space within a rack.

Description	Part Number
Excel 1U Stand-off Brackets – (pair)	100-092
Excel 2U Stand-off Brackets – (pair)	100-093



Environ Wall Rack Series

The **Environ WR** range of wall mount racks have been designed with strength, ease of use and aesthetics in mind. They are designed for the installation of both cabling and equipment and are ideal for use across a range of applications including local area networking (LAN) cabling and hardware, and the housing of security and AV equipment.



We hold large stocks for next day free delivery to the UK mainland and they are widely available through local distributors across Europe and the Middle East.

The Key features of the Environ WR range include:



- Aesthetically pleasing framed safety glass front door



- Lockable, quick release side panes for maximum access into rack

- First fix mounting plate



- Cable entry cut out in top and base



- Angled vented roof



- Adjustable 19" mounting profiles

Environ Wall Mounted Racks



Environ wall mounted racks are available in a choice of 390mm, 500mm and 600mm depths. They are designed for the installation of both cabling and equipment and are ideal for use across a range of applications including Local Area Networking (LAN) cabling and hardware, and the housing of security, audio and visual equipment.

A full range of Excel accessories are available to complete cable or equipment installation from shelving through to ventilation and power distribution units.

Features

- Choice of 390mm, 500mm and 600mm depths
- Available in 6 heights, 6U, 9U, 12U, 15U, 18U and 21U
- Available in grey and black
- Aesthetically pleasing framed safety glass front door
- Load carrying capacity 63kg on 390mm and 60kg on 500mm and 600mm depths
- Quick release doors
- Lockable, quick release side panels for maximum access into rack
- Angled vented roof
- Fully adjustable front and rear 19" mounting profiles
- Removable cable entry panel in top and base providing easy access to install cables and equipment. NB. The back is not removeable.
- Available as a flat pack
- First fix mounting plate included as standard



Product Specification

Material Thickness	
Rack Part	
Frame	1.20mm
Top cover and fan entry plate	1.20mm
19" mounting angles	1.50mm
Side panels	1.20mm
Front door frame	1.20mm
Front door glass	5.00mm

Product Standard Compliance	
Process/Part	Standard
Manufacturing facility	ISO 9001:2000
19" mounting angles	IEC60297-1
Overall rack dimensions	IEC60297-2
Load carrying capacity, 390mm	63kg
Load carrying capacity, 500mm and 600mm	60kg
Paint finish, grey rack	RAL 7044
Paint finish, black rack	RAL 9004
Paint finish, front door blue trim	RAL 5013
Glass door, safety specification	BS3193:1993
Surface treatment	Phosphate Coating

Environ Wall Mounted Racks

WR390 Series – 390mm Deep

U Size	Width (mm)	Overall Height (mm)	Depth (mm)	Part Number Grey	Part Number Grey Flat Pack	Part Number Black	Part Number Black Flat Pack
6U	600	368	390	WB6.390SG	WBFP6.390SG	WB6.390SG-BK	WBFP6.390SGB
9U	600	501	390	WB9.390SG	WBFP9.390SG	WB9.390SG-BK	WBFP9.390SGB
12U	600	635	390	WB12.390SG	WBFP12.390SG	WB12.390SG-BK	WBFP12.390SGB
15U	600	769	390	WB15.390SG	WBFP15.390SG	WB15.390SG-BK	WBFP15.390SGB
18U	600	901	390	WB18.390SG	WBFP18.390SG	WB18.390SG-BK	WBFP18.390SGB
21U	600	1037	390	WB21.390SG	WBFP21.390SG	WB21.390SG-BK	WBFP21.390SGB

WR500 Series – 500mm Deep

U Size	Width (mm)	Overall Height (mm)	Depth (mm)	Part Number Grey	Part Number Grey Flat Pack	Part Number Black	Part Number Black Flat Pack
6U	600	368	500	WB6.5SG	WBFP6.5SG	WB6.5SGB	WBFP6.5SGB
9U	600	501	500	WB9.5SG	WBFP9.5SG	WB9.5SGB	WBFP9.5SGB
12U	600	635	500	WB12.5SG	WBFP12.5SG	WB12.5SGB	WBFP12.5SGB
15U	600	769	500	WB15.5SG	WBFP15.5SG	WB15.5SGB	WBFP15.5SGB
18U	600	901	500	WB18.5SG	WBFP18.5SG	WB18.5SGB	WBFP18.5SGB
21U	600	1037	500	WB21.5SG	WBFP21.5SG	WB21.5SGB	WBFP21.5SGB

WR600 Series – 600mm Deep

U Size	Width (mm)	Overall Height (mm)	Depth (mm)	Part Number Grey	Part Number Grey Flat Pack	Part Number Black	Part Number Black Flat Pack
6U	600	368	600	WB6.6SG	WBFP6.6SG	WB6.6SGB	WBFP6.6SGB
9U	600	501	600	WB9.6SG	WBFP9.6SG	WB9.6SGB	WBFP9.6SGB
12U	600	635	600	WB12.6SG	WBFP12.6SG	WB12.6SGB	WBFP12.6SGB
15U	600	769	600	WB15.6SG	WBFP15.6SG	WB15.6SGB	WBFP15.6SGB
18U	600	901	600	WB18.6SG	WBFP18.6SG	WB18.6SGB	WBFP18.6SGB
21U	600	1037	600	WB21.6SG	WBFP21.6SG	WB21.6SGB	WBFP21.6SGB

FLAT PACK
excel

Now available for fast on site assembly

Please check with your local Excel Sales Office or distributor for in country product availability
NB: Speak to our sales team if you need steel doors

Excel Verticab

The Excel Verticab offers a flexible solution for mounting equipment or patch panels, both copper and fibre in a variety of positions. This cabinet may be mounted on the wall, on the ceiling or in the floor void. The cabinet provides 3U deep mounting and 2U of shallow mounting to accommodate various patch panels and equipment. As standard the Excel Verticab includes cable securing and entry positions in an aesthetic enclosure. The hinged front cover is both lockable and supported by a gas strut. The Excel Verticab is ideal for use as a consolidation point, Small Active equipment housing or Residential cabinet.



Description	Part Number
Excel 19" Verticab - Provides 5U Mounting Space	350-752

Excel Residential SoHo Cabinet

Excel Residential SoHo cabinet has been designed and manufactured to accommodate the 'Hub' of a modern home automation solution, it combines both the main patching field as well as active equipment used within a Residential/Home network.

Features

- Slim design
- Lockable door
- Secure and discrete



Description	Part Number
Excel Residential SoHo Cabinet – Grey/White	100-655
Excel Residential SoHo Cabinet – Black	100-655-BK

Excel Residential cabinet 4 Outlet PDU

Excel professional residential grade power distribution unit (PDU) is designed for installation and use within the residential enclosures. Loaded with 4 BS1363 sockets and made from a high quality aluminum extruded housing.



Description	Part Number
Excel Residential cabinet 4 Outlet PDU	100-680

Excel Residential SoHo Cabinet Mounting Plate

Excel Residential Soho Cabinet M/tg plate for supporting equipment inside the cabinet



Description	Part Number
Excel Residential Soho Cabinet Mounting Plate	100-656

Environ OR Series - 2 Post Open Rack



The Environ OR series of open racks are designed for the mounting of patch panels and networking equipment in secure environments or in locations where space does not allow for the use of a standard rack. Each frame is constructed from rigid aluminium and supported by heavy duty top and base cross members which enable static load bearing of up to 1500kg. A choice of heights, upto 52U are available in a standard 2 post 75mm deep rack. Each profile has U height numbering and pre threaded conductive M6 tapped holes for quick and easy equipment installation. Each rack is supplied flat pack with all required fixings and installation instructions. A wide range of high density vertical and horizontal cable management solutions are available to suit each rack.

Features

- 2 post rigid aluminium construction
- Available in 42U, 48U and 52U heights
- 19" profiles marked with U height positions
- 1500kg static load bearing
- M6 threaded 19" profiles
- Available with adjustable depth profiles
- Simple Bolt Together Assembly
- Compatible high density cable management
- Supplied flat packed
- DIN41494 compliant
- Heavy duty top and base cross members
- 25 Year System Warranty Available

Product Details and Contents

Standard specification	DIN 41494 compliant
Rack Material	Aluminium
Surface Treatment	Phosphate coating
Paint Coating	Black - RAL9005
Supply	Flat Pack
U Frames	2 pieces
Base Plates	2 pieces
Upper cross member	2 pieces
M6 self tap screws	30 pieces



Environ OR Series - 2 Post Open Rack

U Size	Description	In Stock	Part Number
42U	2 post 75mm deep - Profile to profile	✓	541-742
48U	2 post 75mm deep - Profile to profile	✓	541-745
52U	2 post 75mm deep - Profile to profile	✓	541-752

Description	Part Number
Cage Nuts, pack of 50	M6CNU

Environ OR Series - High Density Cable Management



- Lockable aluminium double hinge doors



- Cable spools in vertical design from 8" wide and above



- Rounded cable management fingers to avoid cable damage



- Pass through cut outs in vertical design from 8" wide and above

Environ OR Series - High Density Cable Management



The Environ OR series of cable management solutions are designed for standard through to high density cable management within enterprise and data centre environments. The vertical designs are specifically relevant where the use of angled patch panels, or ports is preferred due to the required port density.

Options are available in a range of widths with front only, or front and rear management, each based on the same core design.

Each manager has a rear frame manufactured from powder coated welded sheet steel and is fitted with full height, ABS plastic cable management finger assemblies which have a rounded finish to prevent cable damage or stress.

Each frame has a full height hinged door manufactured from formed and powder coated aluminium to provide a strong but lightweight finish to any installations. The doors can be locked to secure cable access, and via simple fitted twist handles can hinge from left to right, or right to left. The door is fixed to the cable management frame at the top and base, enabling maximum access to installed cables, and is easily removed when required.

Within each vertical management unit 8" wide and above are cable spools and letterbox cutouts to assist management of excess cable, or patching to rear or adjacent frames.

The horizontal range can be supplied in either 2U or 3U designs. Each are assembled from a powder coated steel back or mid plate, with front only, or front and rear cable management fingers and a hinged 'lid/face' which snaps lock at the top and bottom to protect cables and provide an aesthetically pleasing finish.

Features

- Vertical design available in 42U, 48U and 52U heights
- Horizontal design available in 2U, 3U and 4U
- Vertical design available in range of depth and width options
- Manage in excess of 1500 Category 6 cables
- ABS cable management fingers
- Rounded cable management fingers to avoid cable damage
- Lockable aluminium double hinge doors
- Doors open left to right, or right to left
- Cable spools in vertical design from 8" wide and above
- End panels available
- Pass through cut outs in vertical design from 8" wide and above
- Quick and easy to fit to Environ OR racks, fixings supplied
- Ideal for use with angled patch panel or ports
- Free standing or fix to Environ OR racks
- Aesthetically pleasing design



Environ OR Series - High Density Cable Management

High Density Vertical Cable Management

U Size	Overall Height	Front or Front and Rear	Width (inch)	Width (mm)	Depth (inch)	Depth (mm)	In Stock	Part Number
42	1966	Front and rear	6	150	20	500	✓	541-040
42	1966	Front and rear	12	300	20	500	✓	541-011
42	1966	Front and rear	15	380	20	500	✓	541-013
48	2278	Front and rear	6	150	20	500	✓	541-041
48	2278	Front	8	200	10	250	Call	541-016
48	2278	Front and rear	12	300	20	500	✓	541-019
48	2278	Front and rear	15	380	20	500	✓	541-021
52	2456	Front and rear	6	150	20	500	✓	541-042
52	2456	Front and rear	12	300	20	500	✓	541-027

Note - All part codes are for a single vertical cable management unit.

High Density Horizontal Cable Management

U Size	Front or Front and Rear	Width (inch)	Width (mm)	Depth (inch)	Depth (mm)	In Stock	Part Number
2	Front	19	483	6	150	✓	541-030
2	Front and rear	19	483	12	300	✓	541-031
3	Front	19	483	6	150	✓	541-032
3	Front and rear	19	483	12	300	✓	541-033

Note - All part codes are for a single horizontal cable management unit.

Excel MicroLan – Cabinet



The Excel MicroLan is ideal for installations where space is at a premium, for example educational retail or small office networks. The MicroLan 10U cabinet is available with a range of accessories in black. Each cabinet has removable vented side panels and adjustable panel mount profiles to ensure quick and easy installation and maintenance. Cable entry cut outs are placed in the top, rear and base of the cabinet to cover all applications. The cabinet can easily be fixed to the wall or positioned directly onto the floor.

Features

- Compact 10U Height
- Smoked Perspex Front Door
- Removable Vented Side Panels
- Adjustable Panel Mount Profiles

Description	Part Number
10U Cabinet Black	100-762

Excel MicroLan – Shelving / Management



MicroLan Shelves are ideal for mounting ISDN routers, hubs or repeaters. MicroLan cable management bars ensure patching is kept tidy and easy to manage. Blank plates complete the range.

Features

- Supplied with cage nut fixings


Description	Part Number
1U Shelf, Black	100-766
1U Blank Plate, Black	100-780

Excel MicroLan Keystone Patch Panel - Unloaded

Excel1U MicroLan Keystone Patch Panel provides the mounting facility for up to 12 Excel Keystone jacks. The modular design accommodates jacks of Category 5e, 6 & 6_A and allows for part panels to be installed. This patch panel may be used in either a screened or unshielded structured cabling system and is supplied complete with a fitted earth bonding wire. Cage nuts and screws are supplied for fitting.



















Features

- Accepts Excel Keystone Jacks
- Suitable for Unshielded & Shielded jacks
- Supplied with earth bonding lead fitted
- Maximum 12 keystone jacks
- 1U High
- Category 5e, 6 & 6_A



Description	Part Number
Microlan 12 Port Keystone Patch Panel Black	100-753

Excel Standard PDUs

Part Number	No. of Sockets	Switched	Filtered	Mounting Orientation	Input Connectivity	Output Connectivity	Voltage	Current Rating (Amps)
D13-4H-EXL	4	✓		Horizontal			250V	13A
D13-5H-EXL	5	✓		Horizontal			250V	13A
D13-6-EXL	6	✓		Vertical			250V	13A
D13-6H-EXL	6	✓		Horizontal			250V	13A
D13-7H-EXL	7	✓		Horizontal			250V	13A
D13-8-EXL	8	✓		Vertical			250V	13A
D13-10-EXL	10	✓		Vertical			250V	13A
D13-12-EXL	12	✓		Vertical			250V	13A
D13-6HF-EXL	6	✓	✓	Horizontal			250V	13A
D13-8F-EXL	8	✓	✓	Vertical			250V	13A
D13-10F-EXL	10	✓	✓	Vertical			250V	13A
D13-12F-EXL	12	✓	✓	Vertical			250V	13A
D16-6H-EXL	6	✓		Horizontal			250V	16A
D16-8-EXL	8	✓		Vertical			250V	16A
D16-10-EXL	10	✓		Vertical			250V	16A
D16-12-EXL	12	✓		Vertical			250V	16A
D32-8-EXL	8	✓		Vertical			250V	32A
D32-10-EXL	10	✓		Vertical			250V	32A
D32-12-EXL	12	✓		Vertical			250V	32A

CONNECTIVITY KEY



3 pin - BS1363



“Commando Style” IEC 60309



C13 - IEC60320



C19 - IEC60320



Universal - GST18



Schuko





French



IEC 60884

Part Number	No. of Sockets	Switched	Filtered	Mounting Orientation	Input Connectivity	Output Connectivity	Voltage	Current Rating (Amps)
555-230	16	✓		Vertical		& 12 & 4	250V	32A
555-231	20	✓		Vertical		& 16 & 4	250V	32A
555-232	24	✓		Vertical		& 20 & 4	250V	32A
D13-6HIEC-EXL	6			Horizontal			250V	13A
D13-6HIECF-EXL	6		✓	Horizontal			250V	13A
D13-8IECF-EXL	8		✓	Vertical			250V	13A
D13-10IEC-EXL	10			Vertical			250V	13A
D13-12IEC-EXL	12			Horizontal			250V	13A
555-240	6	✓		Horizontal			250V	10A
555-241	8	✓		Vertical			250V	10A
555-242	10	✓		Vertical			250V	10A
555-243	12	✓		Vertical			250V	10A
555-245	6	✓		Horizontal			250V	16A
555-247	10	✓		Vertical			250V	16A

Part Number	No. of Sockets	Switched	Filtered	Mounting Orientation	Input Connectivity	Output Connectivity	Voltage	Current Rating (Amps)
555-250	6	✓		Horizontal			250V	10A
555-251	8	✓		Vertical			250V	10A
555-252	10	✓		Vertical			250V	10A
555-253	12	✓		Vertical			250V	10A
555-082	6			Horizontal			250V	10A
555-083	8			Horizontal			250V	16A
555-071	5	✓		Vertical			250V	16A
555-072	6	✓		Vertical			250V	16A
555-073	8	✓		Vertical			250V	16A
555-084	9			Horizontal			250V	16A
555-092	6	✓		Horizontal			250V	16A
555-093	8	✓		Horizontal			250V	16A
555-097	6			Horizontal			250V	16A
555-098	8			Horizontal			250V	16A


For the full range of PDU's available please visit www.excel-networking.com

Excel Power Distribution Units – BS1363

An extensive range of professional grade power distribution units designed specifically for the 19" electronic enclosure market. Offered with a comprehensive range of socket choice to suit wall mounting or floor standing racks.

Features

- Robust all aluminium housing
- BS1363 sockets angled for optimum cable dressing on vertical mount units
- Fully shrouded switch
- External earth facility
- Illuminated power indicator
- 3 metre input lead terminated with a BS1363 plug fused at 13A
- Unit overall rating 13A, 250V~
- Choice of vertical or horizontal mounting



- 45° angle socket on vertical mounting



- 90° angle socket on horizontal mounting

Description	Part Number
4 Way 90° Angle Socket BS1363 Power Strip Horizontal	D13-4H-EXL
5 Way 45° Angle Socket BS1363 Power Strip Vertical	D13-5-EXL
5 Way 90° Angle Socket BS1363 Power Strip Horizontal	D13-5H-EXL
6 Way 45° Angle Socket BS1363 Power Strip Vertical	D13-6-EXL
6 Way 90° Angle Socket BS1363 Power Strip Horizontal	D13-6H-EXL
7 Way 90° Angle Socket BS1363 Power Strip Horizontal	D13-7H-EXL
8 Way 45° Angle Socket BS1363 Power Strip Vertical	D13-8-EXL
10 Way 45° Angle Socket BS1363 Power Strip Vertical	D13-10-EXL
12 Way 45° Angle Socket BS1363 Power Strip Vertical	D13-12-EXL

Please refer to pages 54-56 for Connectivity Table

Excel Power Distribution Units – Surge Protected – BS1363



An extensive range of professional grade power distribution units designed specifically for the 19" electronic enclosure markets. These units feature an on-board protection system to guard against surges, spikes and other mains borne transients. Suitable for high system exposure levels for location categories A & B (6kV 3kA) and medium system exposure level, location category C (BS6651:1992 appendix C). Mains surge protection 6.5kA peak current. Offered with a comprehensive range of socket choice to suit wall mounting or floor standing racks.



Features

- Robust all aluminium housing
- BS1363 sockets angled for optimum cable dressing on vertical mount units
- 6.5kA surge protection
- External earth facility
- 3 metre input lead terminated with a BS1363 plug fused at 13A
- Unit overall rating 13A, 250V~
- Choice of vertical or horizontal mounting



- 45° angle socket on vertical mounting



- 90° angle socket on horizontal mounting

Description	Part Number
4 Way 90° Angle Socket BS1363 Filtered Power Strip Horizontal	D13-4HF-EXL
5 Way 90° Angle Socket BS1363 Filtered Power Strip Horizontal	D13-5HF-EXL
6 Way 90° Angle Socket BS1363 Filtered Power Strip Horizontal	D13-6HF-EXL
8 Way 45° Angle Socket BS1363 Filtered Power Strip Vertical	D13-8F-EXL
10 Way 45° Angle Socket BS1363 Filtered Power Strip Vertical	D13-10F-EXL
12 Way 45° Angle Socket BS1363 Filtered Power Strip Vertical	D13-12F-EXL

Please refer to pages 54-56 for Connectivity Table

Please check with your local Excel Sales Office or distributor for in country product availability

Excel Power Distribution Units – EN 60309 Style (BS4343)

An extensive range of professional grade power distribution units designed specifically for the 19" electronic enclosure markets. Offered with a comprehensive range of socket choice to suit wall mounting or floor standing racks. The plug leads on this range are terminated with an industrial specification BS EN 60309 (BS4343) 2P+E 16A,250V~ connector, often referred to as a commando style plug.



Features

- Robust all aluminium housing
- BS1363 sockets angled for optimum cable dressing on vertical mount units
- Fully shrouded switch
- External earth facility
- Illuminated power indicator
- 3 metre input lead terminated in a BS EN 60309 (BS4343) 16A, 250V~ plug
- Unit overall rating 16A or 32A, 250V~
- Choice of vertical or horizontal mounting

Description - Switched	Part Number
4 Way 90° Angle Socket BS4343 Power Strip Horizontal 16A	D16-4H-EXL
6 Way 90° Angle Socket BS4343 Power Strip Horizontal 16A	D16-6H-EXL
8 Way 45° Angle Socket BS4343 Power Strip Vertical 16A	D16-8-EXL
10 Way 45° Angle Socket BS4343 Power Strip Vertical 16A	D16-10-EXL
12 Way 45° Angle Socket BS4343 Power Strip Vertical 16A	D16-12-EXL
Unswitched Modules	
4 Way 90° Angle Socket BS4343 Power Strip Horizontal 32A	D32-4H-EXL
8 Way 45° Angle Socket BS4343 Power Strip Vertical 32A	D32-8-EXL
10 Way 45° Angle Socket BS4343 Power Strip Vertical 32A	D32-10-EXL
12 Way 45° Angle Socket BS4343 Power Strip Vertical 32A	D32-12-EXL



Please refer to pages 54-56 for Connectivity Table

Excel Power Distribution Units – IEC 320 Style



An extensive range of professional grade power distribution units designed specifically for the 19" electronic enclosure markets. Offered with a comprehensive range of IEC320 C13 socket choice to suit wall mounting or floor standing racks.

Features

- Robust all aluminium housing
- IEC 320 C13 sockets
- External earth facility
- 3 metre input lead terminated with a BS1363 plug fused at 13A
- Unit overall rating 13A, 250V~
- Choice of standard or filtered design
- Choice of vertical or horizontal mounting
- 2u of rack space is required for horizontal units



Description	Part Number
6 Way IEC 320 Power Strip Horizontal	D13-6HIEC-EXL
6 Way Filtered IEC 320 Power Strip Horizontal	D13-6HIECF-EXL
8 Way Filtered IEC 320 Power Strip Vertical	D13-8IECF-EXL
10 Way IEC 320 Power Strip Vertical	D13-10IEC-EXL
12 Way IEC 320 Power Strip Vertical	D13-12IEC-EXL

Please refer to pages 54-56 for Connectivity Table

Please check with your local Excel Sales Office or distributor for in country product availability


Excel Power Distribution Units – IEC 60320 C14 (Plug) - BS1363 UK (Socket)

The Excel range of power distribution units are designed for installation and use within 19" networking racks and enclosures. Each unit comprises a high quality aluminium extruded housing into which are loaded up to 12 sockets. In this particular range each socket is UK style, manufactured in accordance with the BS1363 standard, the 3 metre input lead is terminated with a 10 Amp rated IEC 60320 C14 plug.

The range of available units includes 19" horizontally mounted, and higher density vertical mounted options, each unit contains an LED indicator to confirm power to the unit. The PDUs also benefit from having a master power switch.

Features

- UK BS1363 style sockets
- High quality, light weight aluminium housing
- LED indicated unit power
- Up to 12 sockets per unit
- Choose from vertical and horizontal mounting options
- 250 volt AC, 50/60Hz Rating
- CE compliant, ROHS compliant
- External earth facility
- 3 metre input lead terminated with 10 Amp IEC 60320 C14 plug



Description	Part Number
6 Way UK Sockets - C14 Plug - Horizontal	555-250
8 Way UK Sockets - C14 Plug - Vertical	555-251
10 Way UK Sockets - C14 Plug - Vertical	555-252
12 Way UK Sockets - C14 Plug - Vertical	555-253

Please refer to pages 54-56 for Connectivity Table

Excel Power Distribution Units – EN 60309 Style (Plug) - IEC 60320 C13 and C19 (Socket)



The Excel range of power distribution units are designed for installation and use within 19" networking racks and enclosures. Each unit comprises a high quality aluminium extruded housing into which are loaded up to 24 sockets. In this particular range various numbers of C13 sockets are fitted along with 4 quantity C19 sockets. Half of the quantity of C13 sockets are then followed with 2 quantity C19 sockets. The 3 metre input lead is terminated with a 32 Amp rated IEC 60309 2P+E plug.

The range of units are higher density vertical mounted with each unit fitted with a 32A master air circuit breaker and LED indicator to confirm power to the unit.

Features

- C13 & C19 style sockets
- High quality, light weight aluminium housing
- LED indicated unit power
- Up to 24 sockets per unit
- Vertical mounting
- 250 volt AC, 50/60Hz rating
- CE compliant, ROHS compliant
- External earth facility
- 3 metre input lead terminated with 32 Amp IEC 60309 plug
- 32A Master air circuit breaker and indicator



Description	Part Number
16 Way (12 C13 + 4 C19) - 32A IEC 60309 Plug - Vertical	555-230
20 Way (16 C13 + 4 C19) - 32A IEC 60309 Plug - Vertical	555-231
24 Way (20 C13 + 4 C19) - 32A IEC 60309 Plug - Vertical	555-232

Please refer to pages 54-56 for Connectivity Table

Excel Power Distribution Units – IEC 60320 C14 (Plug) - IEC 60320 C13 (Socket)

The Excel range of power distribution units are designed for installation and use within 19" networking racks and enclosures. Each unit comprises a high quality aluminium extruded housing into which are loaded up to 12 sockets. In this particular range each socket is C13 style, manufactured in accordance with the IEC 60320 standard, the 3 metre input lead is terminated with a IEC 60320 C14 plug.

The range of available units includes 19" horizontally mounted, and higher density vertical mounted options, each unit contains an LED indicator to confirm power to the unit. The 10 Amp PDU's also benefit from having a master power switch.



Features

- IEC 60320 C13 style sockets
- High quality, light weight aluminium housing
- LED indicated unit power
- Up to 12 sockets per unit
- Choose from vertical and horizontal mounting options
- 250 volt AC, 50/60Hz Rating
- CE compliant, ROHS compliant
- External earth facility
- 3 metre input lead terminated with IEC 60320 C14 plug



Description	Part Number
6 Way C13 Sockets - C14 Plug - Horizontal	555-240
8 Way C13 Sockets - C14 Plug - Vertical	555-241
10 Way C13 Sockets - C14 Plug - Vertical	555-242
12 Way C13 Sockets - C14 Plug - Vertical	555-243

Please refer to pages 54-56 for Connectivity Table

Please check with your local Excel Sales Office or distributor for in country product availability

Excel Power Distribution Units – IEC 60320 C20 (Plug) - IEC 60320 C19 (Socket)



The Excel range of power distribution units are designed for installation and use within 19" networking racks and enclosures. Each unit comprises a high quality aluminium extruded housing into which are loaded up to 12 sockets. In this particular range each socket is C19 style, manufactured in accordance with the IEC 60320 standard, the 3 metre input lead is terminated with a IEC 60320 C20 plug.

The range of available units includes 19" horizontally mounted, and higher density vertical mounted options, each unit contains an LED indicator to confirm power to the unit. The 16 Amp PDUs also benefit from having a master power switch.

Features

- IEC 60320 C19 style sockets
- High quality, light weight aluminium housing
- LED indicated unit power
- Up to 12 sockets per unit
- Choose from vertical and horizontal mounting options
- 250 volt AC, 50/60Hz Rating
- CE compliant, ROHS complaint
- External earth facility
- 3 metre input lead terminated with IEC 60320 C20 plug



Description	Part Number
6 Way C19 Sockets - C20 Plug - Horizontal	555-245
10 Way C19 Sockets - C20 Plug - Vertical	555-247

Please refer to pages 54-56 for Connectivity Table

Please check with your local Excel Sales Office or distributor for in country product availability

Excel Power Distribution Units – Schuko Style

The Excel range of power distribution units are designed for installation and use within 19" networking racks and enclosures. Each unit comprises a high quality aluminium extruded housing into which are loaded up to 12 sockets. In this particular range each socket is 'Schuko' style, manufactured in accordance with the DIN49441 standard, the 2 metre input lead is terminated with a 16AMP rated 2 time circular pin DIN49441 plug top.

The range of available units includes 19" horizontally mounted, higher density vertical mounted options, and a choice of styles with and without switches to control input power to the unit itself. The unswitched versions have a LED indicator to confirm power to the unit, in the switched versions the switch itself acts as the LED indicator.

Features

- High quality aluminium housing
- Switched and unswitched options
- LED indicator
- Up to 12 sockets per unit
- Choose from vertical and horizontal mounting options
- 2 metre input lead terminated with 2 pin DIN49441 plug
- 250 volt AC, 50/60Hz Rating
- CE safety compliant, RoHS complaint
- Choose from switched and unswitched options

Switched Units

Description	Part Number
5 Way horizontal mounting	555-071
6 Way, horizontal mounting	555-072
8 Way, vertical mounting	555-073

Unswitched Units


Description	Part Number
6 Way, horizontal mounting	555-082
8 Way, vertical mounting	555-083
9 Way, vertical mounting	555-084
12 Way, vertical mounting	555-086

Suitable for use in Germany, Austria, Finland, Luxembourg, Netherlands, Norway, Portugal, Sweden and Spain. May also be used in France and Belgium.

Please refer to pages 54-56 for Connectivity Table




Photographs represent style only



Excel Modular PDU Range

The Excel range of modular PDU's introduce flexibility and design options to suit your power requirements. A range of socket modules are available which snap into the housing quickly, easily and securely without the need for tooling.

First choose the empty housing hardware:




Part Number	No. of Modules Housed	Input Connectivity	Output Connectivity	Voltage	Current Rating (Amps)
555-050	6		Optional	250V	32A

Then pick your choice of power modules to go into your chosen housing.

You can mix and match socket styles to suit your requirements and be safe in the knowledge that you can change them at a future date with the 'snap in' connectivity.

The Excel power modules may be added or removed safely without turning the power off. Installations of modular housing with empty positions is safe and makes provision for future power requirements without having to commit to the socket connectivity.

See below for the list of modules available.

Part Number	No. of Sockets	Feature	Output Connectivity	Voltage	Total Current Rating (Amps)
555-060	3	Fused		250V	16A
555-061	5	Fused		250V	10A
555-062	4	Fused		250V	16A

See Connectivity Key page 55

Excel Modular Power Distribution Units

The Excel range of modular power distribution strips introduces flexibility and design options which until now have not been available in products of this type. Core to the product range is a U shaped housing, manufactured from high quality, lightweight aluminium which is terminated with a 2 metre mains connection lead, with commando style and standard 3 pin plug options.

A range of socket modules are available which snap into this housing quickly, easily, and securely without the need for tooling.

The range of modules available enable users to mix and match socket styles to suit initial – and more importantly – changing connectivity or socket density requirements.

To add to the flexibility of product choice and configuration, modules can be ‘hot swapped’ at any time after initial installation. Simply detach devices connected to the module which needs to be swapped, remove the original module and snap in the replacement. All other modules remain fully operational, reducing installation time, equipment down time, and extending the useable lifetime of the power strip unit itself.

Features

- Unrivalled flexibility
- Choice of socket style and density
- Mix and match socket styles to suit installed product
- Each socket module is fused and has power light indicator
- Extends useable life of power distribution units
- Hot swap modules minimise network down time
- High quality aluminium housing

Mounting Hardware - Empty Housing

Description	Part Number
Excel Modular PDU 6 way unloaded housing, 32AMP BS4343	555-050

Mounting Hardware - Modules

Description	Part Number
Excel Modular PDU – 3 x BS1363 sockets	555-060
Excel Modular PDU – 5 x IEC320 C13 10AMP sockets	555-061
Excel Modular PDU – 4 x IEC320 C19 16AMP sockets	555-062

* Suitable for use in France and Belgium

** Suitable for use in Germany, Austria, Finland, Luxembourg, Netherlands, Norway, Portugal, Spain and Sweden. May also be used in France and Belgium



● Snap in module design IEC320 C13 10AMP sockets shown



● BS1363 sockets



● IEC320 C19 16AMP sockets
























● GB2099.3 universal sockets



● DIN49440 Schuko sockets**

Excel Intelligent PDUs

Part Number	Version	Mounting Orientation	Input Connectivity	Number of Sockets				Total Current Rating
				 C13	 C19	 UK	 SCHUKO	
555-1V-Com16-INT1-12C13-4C19-3	Monitored	Vertical		12	4			16A
555-1V-Com32-INT1-16C13-4C19-3	Monitored	Vertical		16	4			32A
555-1V-Com16-INT1-20C13-4C19-3	Monitored	Vertical		20	4			32A
555-1V-Com16-INT1-16UKL-XXX-3	Monitored	Vertical				16		16A
555-1V-Com32-INT1-20UKL-XXX-3	Monitored	Vertical				20		32A
555-1V-Com32-INT1-24UKL-XXX-3	Monitored	Vertical				24		32A
555-1V-Com16-INT1-16SCH-XXX-3	Monitored	Vertical					16	16A
555-1V-Com32-INT1-20SCH-XXX-3	Monitored	Vertical					20	32A
555-1V-Com32-INT1-24SCH-XXX-3	Monitored	Vertical					24	32A
555-1H-Com16-INT3-8C13-4C19-3	Managed	Horizontal		8	4			16A
555-1V-Com16-INT3-12C13-4C19-3	Managed	Vertical		12	4			16A
555-1V-Com32-INT3-16C13-4C19-3	Managed	Vertical		16	4			32A
555-1V-Com32-INT3-20C13-4C19-3	Managed	Vertical		20	4			32A
555-1V-Com16-INT3-16UKL-XXX-3	Managed	Vertical				16		16A
555-1V-Com32-INT3-20UKL-XXX-3	Managed	Vertical				20		32A
555-1V-Com32-INT3-24UKL-XXX-3	Managed	Vertical				24		32A
555-1V-Com16-INT3-16SCH-XXX-3	Managed	Vertical					16	16A
555-1V-Com32-INT3-20SCH-XXX-3	Managed	Vertical					20	32A
555-1V-Com32-INT3-24SCH-XXX-3	Managed	Vertical					24	32A

* All vertical Intelligent PDU's to be postfixed with either a B or T to denote either top or bottom feed on the mains cable.

Excel Intelligent PDU Family

The Excel Intelligent PDU Family offers a high specification portfolio of power distribution units that are designed to suit any environment, where monitoring or managing of information is required. Excel is able to offer a PDU with up to 48 sockets with any combination of socket type including UK, Schuko, C13, C19 etc.

We design and build everything in the UK, and have developed a wide range of products that cover the whole scale from overall monitored products to individual socket monitoring and individual socket switching.

With a turnaround of approx 10-14 days from order to manufacture and delivery, the Excel Intelligent PDU range provides total flexibility to allow you to build a solution that fits your individual requirement.

Excel Intelligent PDU Lite Range

We do hold in stock products from our 'Lite' range of intelligent PDUs that can be easily be set up and configured in minutes and can communicate by HTML, HTTPs, SNMP and XML via an inbuilt web browser. See below for further details.

Our range of products has been developed so they can work as individual masters or run as a master and slave system. We can have one master with up to 31 slaves, all from one IP address, reducing the requirement for multiple IP addresses. The Excel Intelligent PDU range also comes with free software making it a highly competitive solution allowing the user to monitor and report on up to 50 IP addresses with the software. In theory it is possible to have up to 1600 PDU's each with up to 48 outlets per PDU, all from one free software licence.

The Excel Intelligent PDU range provides billing quality accuracy to better than 1%, allowing the unit to be used in co-location centres for the monitoring and charging of power used.

Our system is designed for use in both single and 3 phase systems and to that end is designed with one monitoring board, but with a meter board at the beginning where the input power flows through, allowing them to sample the power 4000 times per second. This enables the units to measure the power at every point on the sine wave providing a very accurate result. Most Intelligent PDUs available only sample between 200 and 250 volts, so results are not as accurate, particularly with RMS voltages.

The meter board allows the unit to economically meter a 3 phase system, as it uses 3 meter boards, one per phase.

If required the PDU can be split into 3 separate sections (for use in co-location facilities) and group the results for 3 separate users on the same power strip. Other possibilities are to measure both A and B feeds through one monitoring system.



Excel Intelligent PDU Family

The Excel Intelligent PDU range is a highly flexible solution. All versions have a built-in Environmental centre which covers a series of functions. As standard the units have a local display this can be supplemented by an additional remote display that can be mounted on the front of a rack for easy reading.

	IINT1 (Overall Monitoring)	INT 2 (Overall + Individual Socket Monitoring)	INT3 (Overall + Individual Socket Monitoring + Switching)	IPLite
PDU Info				
Rack Mount Vertical (0U)	✓	✓	✓	✓
Rack Mount Horizontal (1U+)	✓	✓	✓	✓
Construction	Mild Steel	Mild Steel	Mild Steel	Mild Steel
Finish	Powder Coated	Powder Coated	Powder Coated	Powder Coated
Mains Lead	HO7	HO7	HO7	HO7
Lead Length	3 Mtr	3 Mtr	3 Mtr	3 Mtr
Maximum Number of Sockets	-	48	48	42
Socket Types	C13, C18, Uk, Schuko, Plus Other			C13 & C19
Electrical Characteristics				
Single / Three Phase Options	Both	Both	Both	Single Phase Only
Main Input	85 - 265 VAC	85 - 265 VAC	85 - 265 VAC	85 - 265 VAC
Frequency	50 - 60 Hz	50 - 60 Hz	50 - 60 Hz	50 - 60 Hz
Overall Meter Current Range	0 - 63 Amps	0 - 63 Amps	0 - 63 Amps	0 - 63 Amps
Socket Current Range	-	0 - 16 Amps	0 - 16 Amps	-
Overall Meter Accuracy	+/- 1% Typical	+/- 1% Typical	+/- 1% Typical	+/- 1% Typical
Overall Meter Accuracy				
RMS Volts	✓	✓	✓	✓
RMS Amps	✓	✓	✓	✓
Kilowatts	✓	✓	✓	✓
Frequency	✓	✓	✓	✓
Power Factor	✓	✓	✓	✓
Internal PDU Temperature	✓	✓	✓	✓
Peak Voltage	✓	✓	✓	✓
Peak Current	✓	✓	✓	✓
kVA	✓	✓	✓	✓
kWh (Cumulative)	✓	✓	✓	✓
Kg/CO2 (Cumulative)	✓	✓	✓	✓
BTU/h (Cumulative)	✓	✓	✓	✓
KJ/h (Cumulative)	✓	✓	✓	✓
Cost (Cumulative)	✓	✓	✓	✓

	IINT1 (Overall Monitoring)	INT 2 (Overall + Individual Socket Monitoring)	INT3 (Overall + Individual Socket Monitoring + Switching)	IPLite
Overall Meter Accuracy				
Class II	✓	✓	✓	✓
Billing Quality	✓	✓	✓	✓
Sampling Rate 4000 times a second	✓	✓	✓	✓
Individual Socket Measurement				
Amps	-	✓	✓	-
Watts -	-	✓	✓	-
VA	-	✓	✓	-
kWh (Cumulative)	-	✓	✓	-
Socket Control				
Single / Three Phase Options	-	-	✓	-
Main Input	-	-	✓	-
Connectivity				
SNMP v1, 2, 3.	✓	✓	✓	✓
HTML, HTTP, HTTPS	✓	✓	✓	✓
XML	✓	✓	✓	✓
Email Alerts	✓	✓	✓	✓
Daisy Chaining				
RS485 Modbus - 1 Master Upto 31 Slaves	✓	✓	✓	✓
Local RGB Display				
Fitted within PDU	✓	✓	✓	✓
Remote Display Option	✓	✓	✓	✓
	Capability Only, Sensors Available separately			
Environmental Sensor				
Temperature Sensor Port (Up to 8 Sensors)	✓	✓	✓	✓
Humidity / Temperature Sensor	✓	✓	✓	✓
Volt Free Contacts (3 Sets)	✓	✓	✓	-
Cabinet Security Ports				
Door Contacts	✓	✓	✓	-
Electronic Door Handle	✓	✓	✓	-
Card Reader / Pin Pads	✓	✓	✓	-

Excel Intelligent PDU Family

Building your Excel Intelligent PDU

Please follow these basic steps to build your Excel Intelligent PDU

Management Level

Choose from:

- INT1 - Local and remote overall powering
- INT2 - Local and remote overall and per socket monitoring
- INT3 - Local and remote overall and per socket monitoring and switching

Phase & Orientation

- 1V = Single Phase Vertical
- 3V = 3 Phase Vertical
- 1H = Single Phase Horizontal
- 3H = 3 Phase Horizontal

Input & Power

- C14 = 10A
- C20 = 16A
- UK = 13A
- SCH = 16A
- Com16 = 16A Commando
- Com32 = 32A Commando
- X = Open Ended (i.e. no connector fitted, suitable for hard wiring)

Outlets - Quantity & Type

- UKL = UK 13A Left
- UKR = UK 13A Right
- SCH = Schuko
- C13 = 10A
- C19 = 16A
- Total number of sockets per PDU needs to be in multiples of 4 (these can be mixed i.e. 10 x C13 and 2 x C19 units)

Additional Outlet Options

2nd, 3rd or 4th outlet selection

Lead Length

Add the length of lead required
Add 'T' if required at the top of the unit and 'B' if at the bottom

NB. The standard length is 3 metres

Excel Intelligent PDU Family

Communications Protocol's

The Excel Intelligent PDU has embedded HTML web pages, which can be viewed as either HTTP or the more secure HTTPS. The web pages allow a user to Monitor and control the power usage of a PDU, as well as providing the interface to set up the PDU and commission it for use.

The PDU can also communicate via SNMP V1, 2, and 3, enabling the user to integrate the PDU's with their own software choice using a MIB file.

RGB Display

As standard the PDU comes with a built in RGB Display, the display shows IP Address, kWh, and Volts, Amps, power factor and kilowatts per phase.

In the event of an alarm condition the display changes colour and flashes giving a visual representation of a problem.

An optional remote display can be fitted to the rack door or in a prominent position where the inbuilt display may be obscured at the rear of a rack.



Socket Types



Schuko



3 Pin - BS1363



BS1363 & C13 - IEC60320



C13 - IEC60320



C19 - IEC60320

Excel Intelligent Lite PDU Range

The 'Lite' range of Intelligent PDUs can be configured in minutes and can communicate by HTML, HTTPs, SNMP and XML via an inbuilt web browser. They allow for the MIN and MAX thresholds to be set and measure:

- RMS Volts
- Internal Temperature
- RMS Amps
- Frequency
- Kilowatts
- Power Factor

In addition they measure: Peak Volts, Peak Current, kVA, kWh, kg/CO2, KJ/H, BTU/H and the consumption costs for billing purposes.

The are fitted with a Neutrik Connector to the front face of the power strip thereby allowing for a choice of different lead lengths and power plugs.



Description	Part Number
Excel Iplite 1U Horizontal 10c13 2c19 16amp	555-IPL-1H-10C13-2C19-16A-3
Excel IPLite 2U Horizontal 12c13 2c19 32amp	555-IPL-2H-12C13-2C19-32A-3
Excel IPLite Vertical 24c13 4c19 16amp	555-IPL-V-12C13-2C19-16A-3
Excel IPLite Vertical 36c13 6c19 32amp	555-IPL-V-12C13-2C19-32A-3

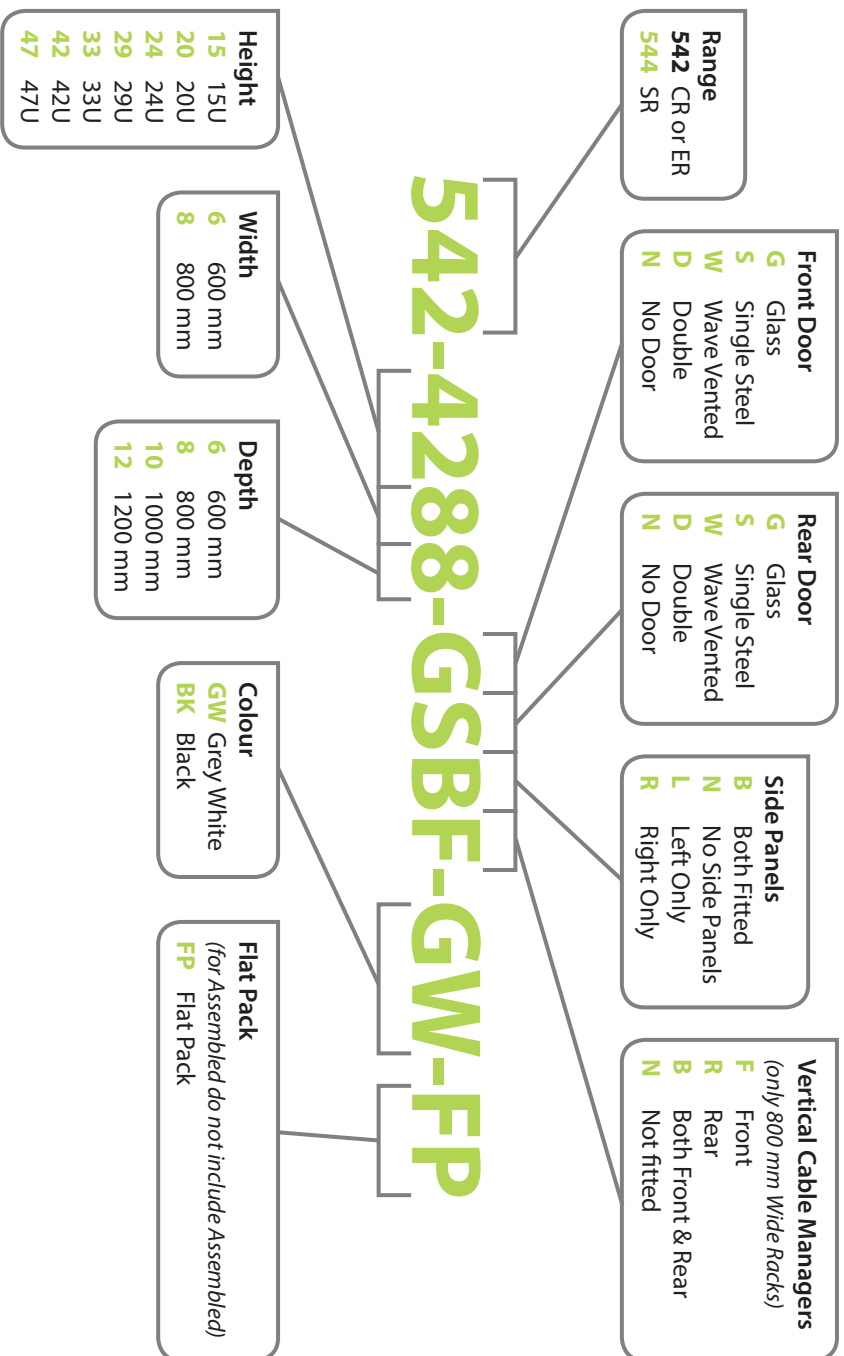
Intelligent PDU sensors

Housed in Black ABS Enclosures, the IPT Sensors offer accurate measurements for IT Racks and computer rooms.

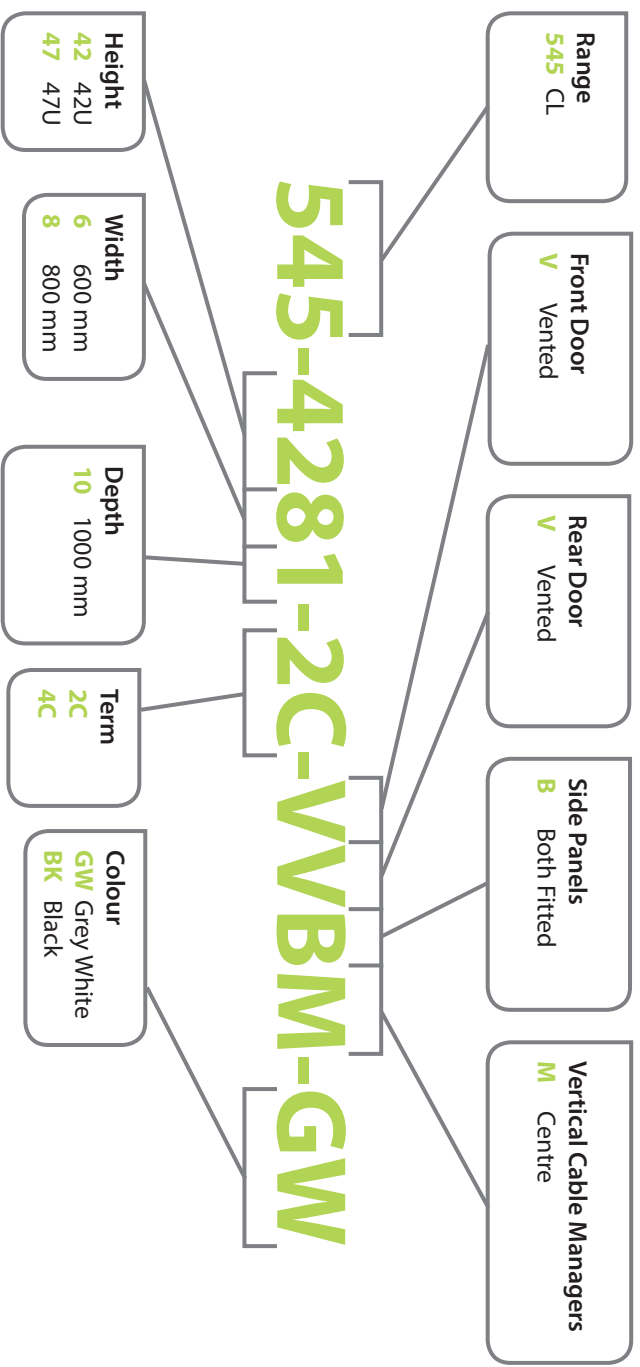


Description	Part Number
Excel IPT Temperature Sensor Kit W/3m Lead	555-500-100
Excel IPT Humidity Sensor	555-500-200
Excel IPT Door Sensor KIT	555-500-800
IPT 3m RJ545-RJ22	500-553
IPT 5m RJ545-RJ22	500-555
IPT 3 way	500-500

Excel Environ Rack Part Number Structure



Excel CL Environ Rack Part Number Structure





European Headquarters

Excel House
Junction Six Industrial Park
Electric Avenue
Birmingham B6 7JJ
England

T: +44 (0)121 326 7557

E: sales@excel-networking.com

Middle East & Africa Headquarters

PO Box 293695
Office 11A
AU (Gold) Tower
Cluster I
Jumeirah Lake Towers (JLT)
Dubai
United Arab Emirates

T: +971 4 421 4352

E: salesme@excel-networking.com



Certificate No. FS 547274



Certificate No. EMS 542863



Printed on FSC certified paper which includes recycled fibres

www.excel-networking.com