

Net2 Entry - Monitor

System specifications

Power over Ethernet (PoE)	Yes - IEEE 802.3af class 0
Ethernet bandwidth requirement	1Mb/s multicast per panel during call
Monitors per system	1000
TCP/IP ethernet extension limit	100m/328ft
Cable type	CAT5

Other hardware features

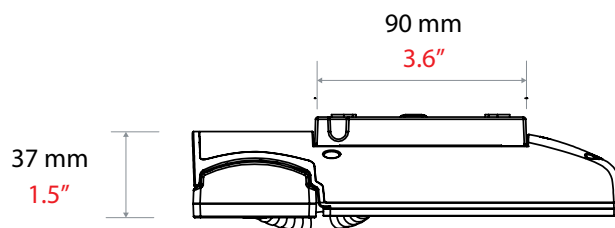
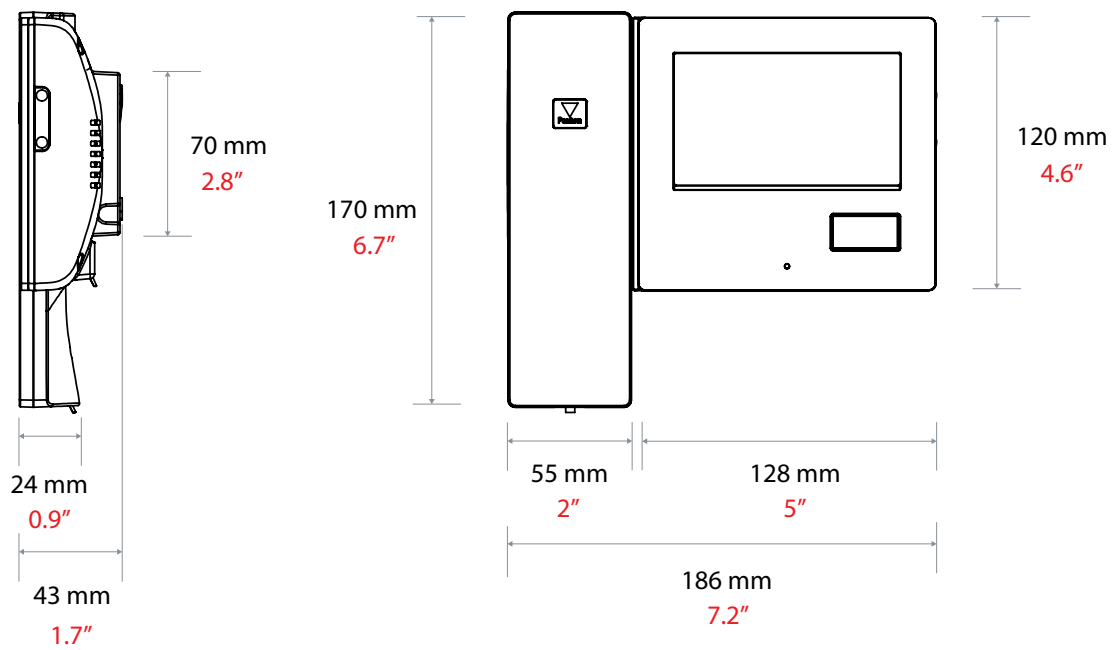
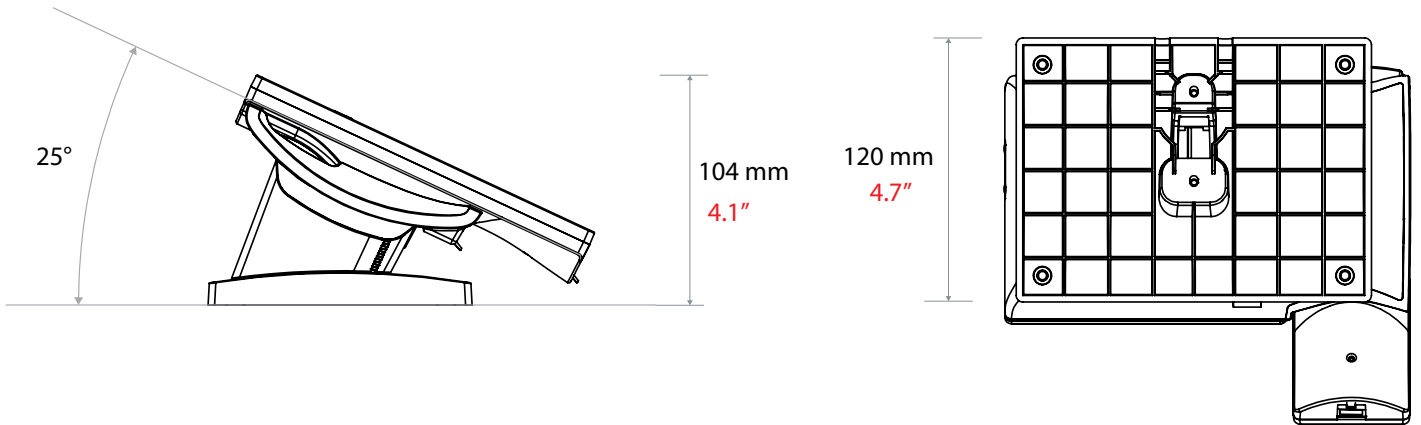
Audio system	Two way
LED touch screen	Full colour
Selectable ringtones	Yes
Do Not Disturb function	Yes
Built in help menu	Yes
'View video' mode	Yes
Door bell input	Yes

Environment

Operating Temperature	-0°C - +45°C +32°F - +113°F
Moisture resistance	No
Vandal Resistance	Medium



Net2 Entry is a door entry system that works standalone or alongside Paxton's Net2 access control, combining door entry with key features of Net2. Net2 Entry consists of 3 components that auto-detect on set up; external panel, interior monitor and door control unit. Net2 Entry is a plug and play solution that comes with a range of panel options and is suitable for a wide variety of sites. The Net2 Entry monitor comes in a smart and simple design to suit a range of interiors, and can be wall or desk mounted. Net2 Entry components simply interconnect using Cat5 or standard RJ45 terminated patch cables. Net2 Entry can also utilise existing network infrastructure for simple installation. PoE technology runs power and data along the same cable to avoid the need for separate power supplies. A visitor initiates a video call via the bell button on the external panel. Visitor access can be granted via the Net2 Entry monitor, which features an intuitive touchscreen user interface. The internal monitor can be used via either the handset for private calls or in hands free mode.



Net2 Entry - Monitor 337-286

Net2 Entry - Monitor desk mount stand 337-847

