

ColdLogik

Complete Data Center Cooling



We engineer for a sustainable tomorrow.

www.usystems.com

Yesterday's Thinking for Today's Data Centers

Nobody invites change, especially when their existing business model works and is profitable, so for change to occur, there are normally key drivers. The data center industry is no different and the need for change is beginning to accelerate.

Data center owners are being made accountable for their environmental impact, poorly designed data centers simply create massive carbon emissions, waste vast amounts of valuable potable water and continue to use ozone depleting refrigerants. Because emotion alone doesn't always create change, enforcement via legislation by governments, alongside demands from customers and stakeholders, is starting to be introduced to help combat high carbon emissions and encourage sustainability.

Technology changes are also a key driver in data center utilization, and the introduction of new chip sets, with their leap in compute power and the resulting increase in heat load, will leave many air moving data center designs, even with bolt on improvements simply unable to cope.

But, it will be the customers who will choose to use eco-friendly data centers, that will prove to be the tipping point – The good news is, change is a coming!

The Modern Data Center Approach

A modern data center design should be able to meet each one of these drivers, and at the same time offer more. A ColdLogik data center does exactly that. A data center that is robust, adaptable and ready to control the whole room temperature from this one single solution in a sustainable and more profitable way.

Capable of low, medium and high duty using the same technology and control philosophy – it's not genius, it's simply ColdLogik!

About Us

USystems are positively led by innovation, passion and desire to revolutionize the cooling solutions offered within the sector, whilst leading the change in modernizing the utilization of the white space and to help drive the overall advancements in data center designs.

Commitment to the ongoing reduction of carbon emissions is important to USystems, we strive to provide the sector with cost-effective and sustainable solutions, that can operate without mechanical intervention in a wide range of environments, and consequentially contributing to our customers own environmental ambitions and help achieve legislative targets.

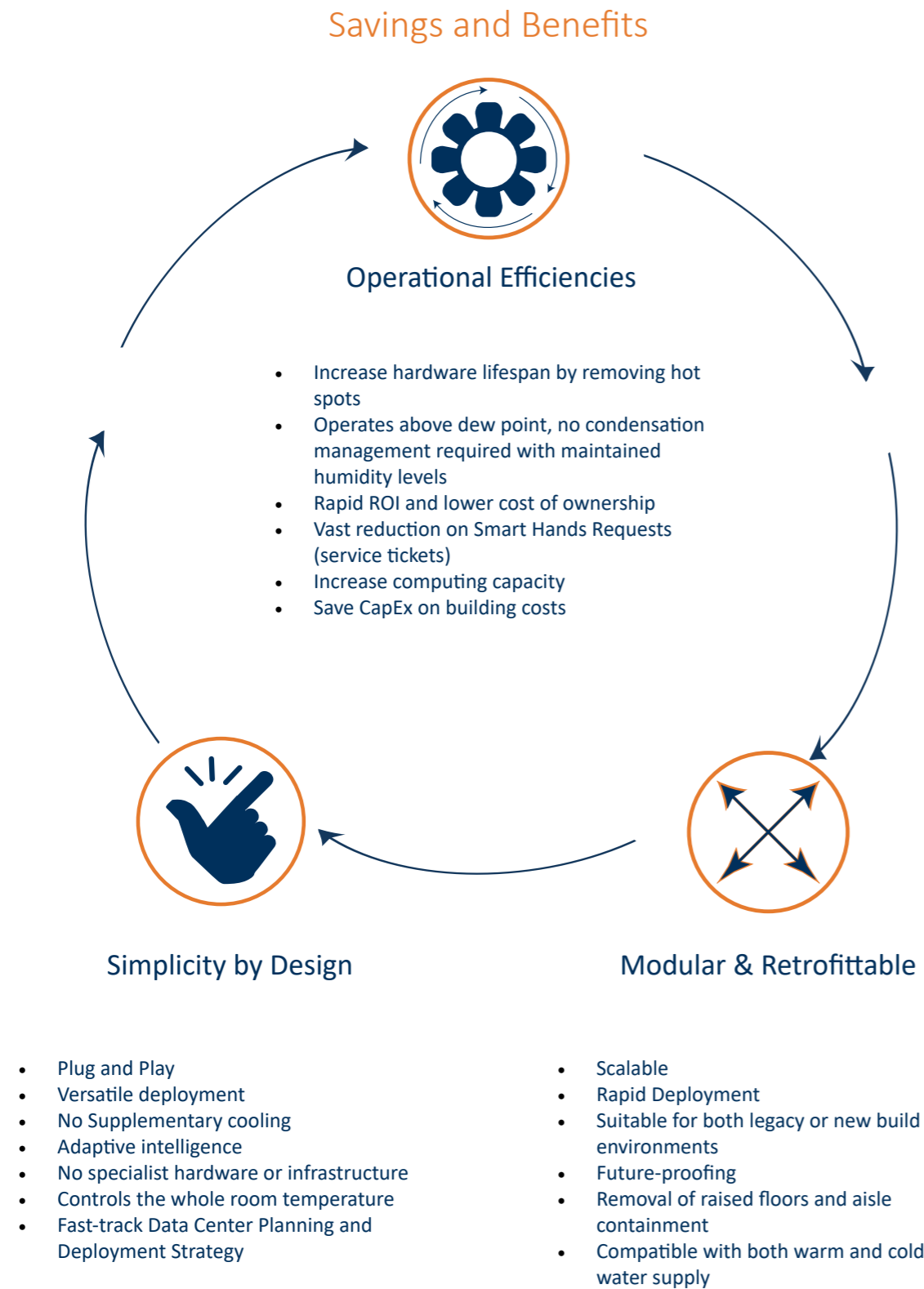
We have a wealth of history and experience in data center cooling design which allows us to provide true value. We continue to listen to and work with our customers while observing the market and new technologies closely, permitting us to continue to push envelopes and develop our solutions even further.

ColdLogik technology is deployed globally in numerous world leading Data Centres. Our clients are pushing the limits of what is possible in terms of cooling and energy efficiency. As data driven processes scale to the mass market it is essential that the infrastructure in place to support is efficient to help fight the exponentially growing climate change crisis. Cooling a Data Center, impacts all industries and all walks of life.

— We engineer for a sustainable tomorrow. —



Sustainability and Profitability



Energy

Up To 93% Energy Savings

- Energy Efficiency Ratio (EER) of over 100 at maximum capacity
- Average 15% reclaimed power for Compute by comparison to traditional cooling
- Potential Cooling PUE available of 1.035
- 3.5% ColdLogik Power to Cool 100% Heat Load vs 38% traditional methods

Carbon

Reduction of CO2^e up to 99%

- Isolating Global Warming Potential (GWP) gasses to one centralised area
- Reducing the volume of GWP gas significantly
- Over 50,000 trees worth of carbon saved per 1mW ColdLogik deployment.

Real Estate

95% space saving of cooling white space for an equivalent deployment

- No need for supplementary Cooling.
- No area taken in the white space for coolant distribution

Water

Up to 100% water saving

- Higher water temperatures reduce the need for mechanical cooling, whilst maintaining ASHRAE A1 temperatures

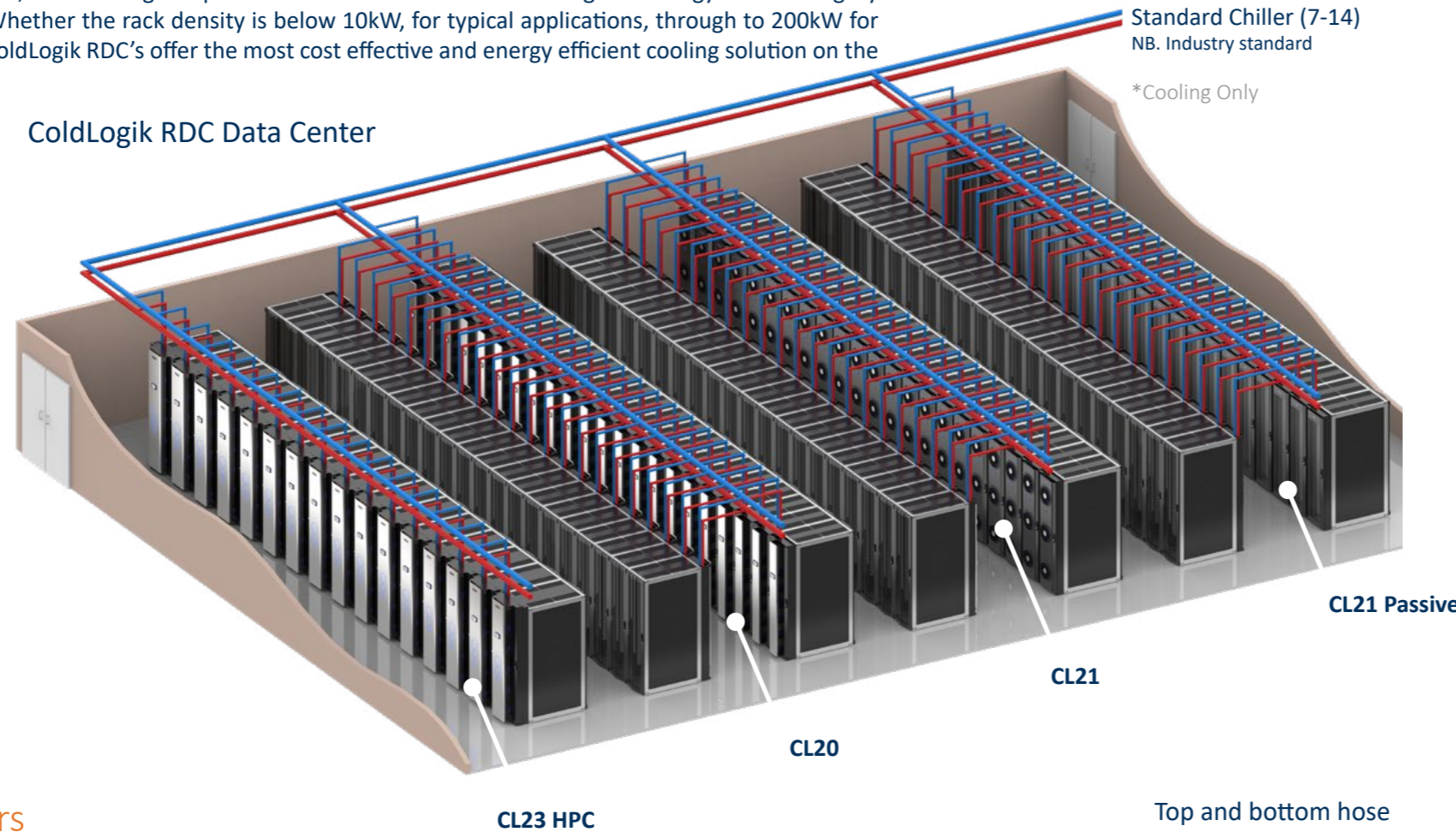
ColdLogik RDC's- One Solution

Rear Door Coolers (RDC), commonly known as RDHx, are often misrepresented especially by competing product manufacturers.

Most discussions centre around the argument between Air Cooling and Liquid Cooling, whereas RDC's are in a league of their own and are 'Air Assisted Liquid Cooling', which means they provide comparable energy savings and high performance capabilities as liquid cooling products, but without specialist hardware or the requirement of supplementary cooling products in order to cool the rest of the data center. Furthermore they provide the same low CapEx and duty capabilities of 'Air Cooling', but unlike 'Air Cooling' technology RDC's provide a rapid return on investment 'ROI', at the same time as future proofing the data center.

So, to dispel the disinformation, we challenge to prove that RDC's are the ideal cooling technology for both legacy and new build data centers. Whether the rack density is below 10kW, for typical applications, through to 200kW for high performance compute, ColdLogik RDC's offer the most cost effective and energy efficient cooling solution on the market.

ColdLogik RDC Data Center




External Plants

Resource/Technology	PUE*
Borehole	1.035
Sea/River/Lake	1.035
Dry-Air Coolers ONLY NB. Climate Dependant	1.06
Cooling Tower/Adiabatic Cooler	1.06
ColdLogik Standard Chiller (20 – 30)	1.18
Standard Chiller (14-20) NB. Industry standard	1.38
Standard Chiller (7-14) NB. Industry standard	1.43

*Cooling Only

RDC Range

CL21



CL20



CL23 HPC

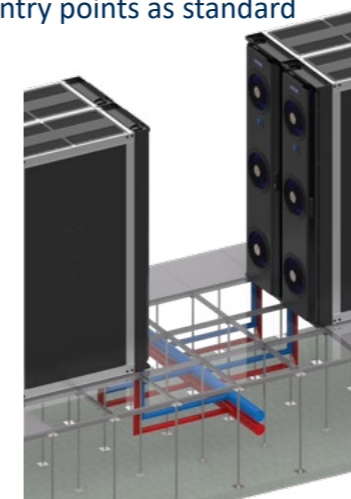


Legacy Data Centers

There are many reasons to want to get more from an existing data center, such as increasing revenue stream, removing hot spots, offering customers greater flexibility, or simply increasing the life cycle of the data center; the ColdLogik RDC solution provides exactly that, and is the only truly retrofittable solution capable of achieving and overcoming restrictive issues within legacy data centers

- ColdLogik RDC's are fully retrofittable onto any OEM Rack
- RDC's can use the return water from the existing perimeter room cooling and chiller system
- RDC's can be top and bottom fed as standard
- RDC's do not affect baying racks on either side
- Full rear access to rack
- Can be retrofitted to Hot Aisle Containment System, without need to change floor layout
- RDC's are the only retrofittable solution capable of achieving all the restrictive issues within legacy data centers

Top and bottom hose entry points as standard



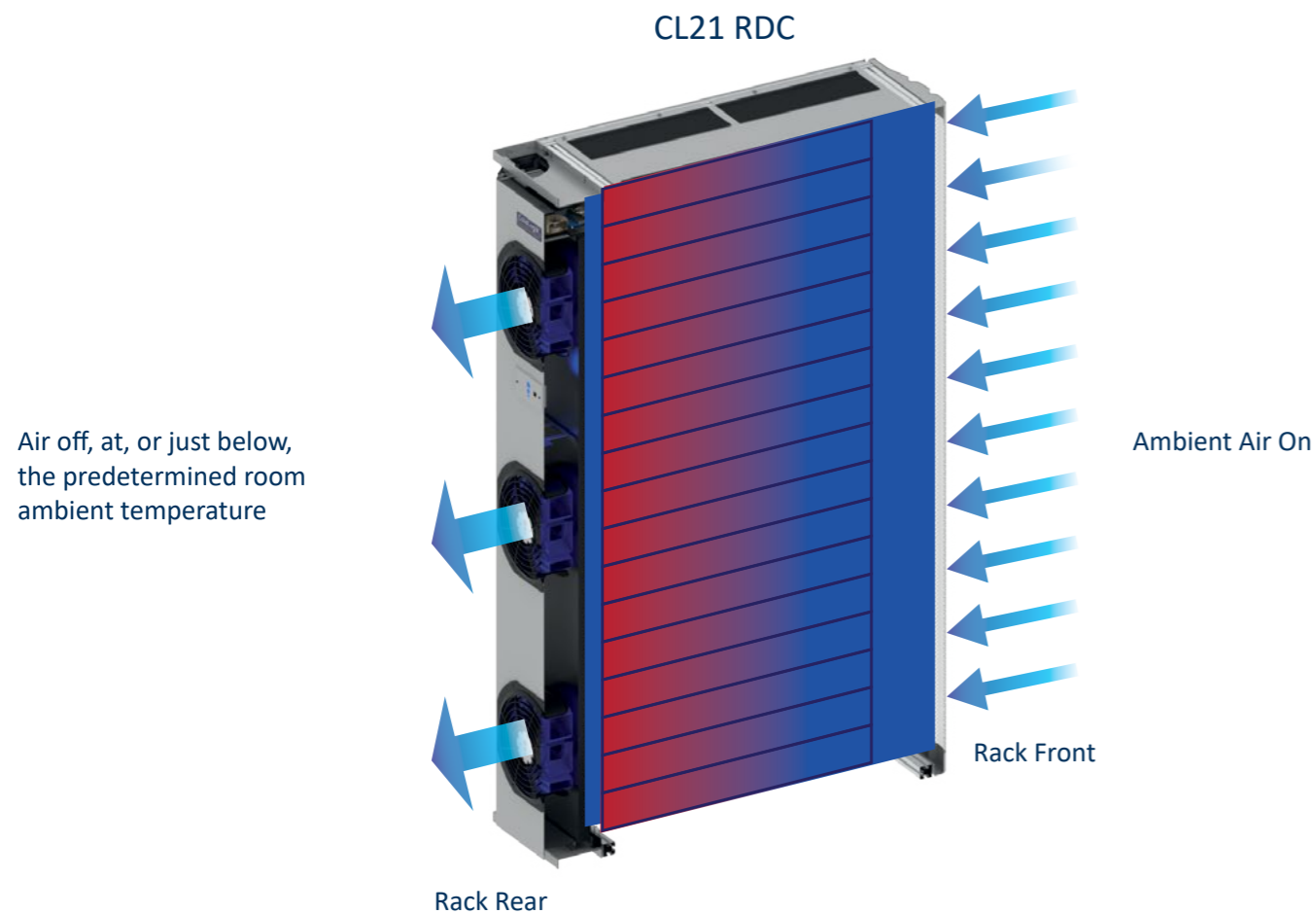
How It Works

The ProActive and Passive

Ambient air is drawn into the rack via the IT equipment fans. The hot exhaust air is expelled from the equipment and pulled over the heat exchanger assisted by EC fans mounted in the RDC chassis. The exhaust air transfers heat into the coolant within the heat exchanger, and the newly chilled air is expelled into the room at, or just below, the predetermined room ambient temperature designed around sensible cooling.

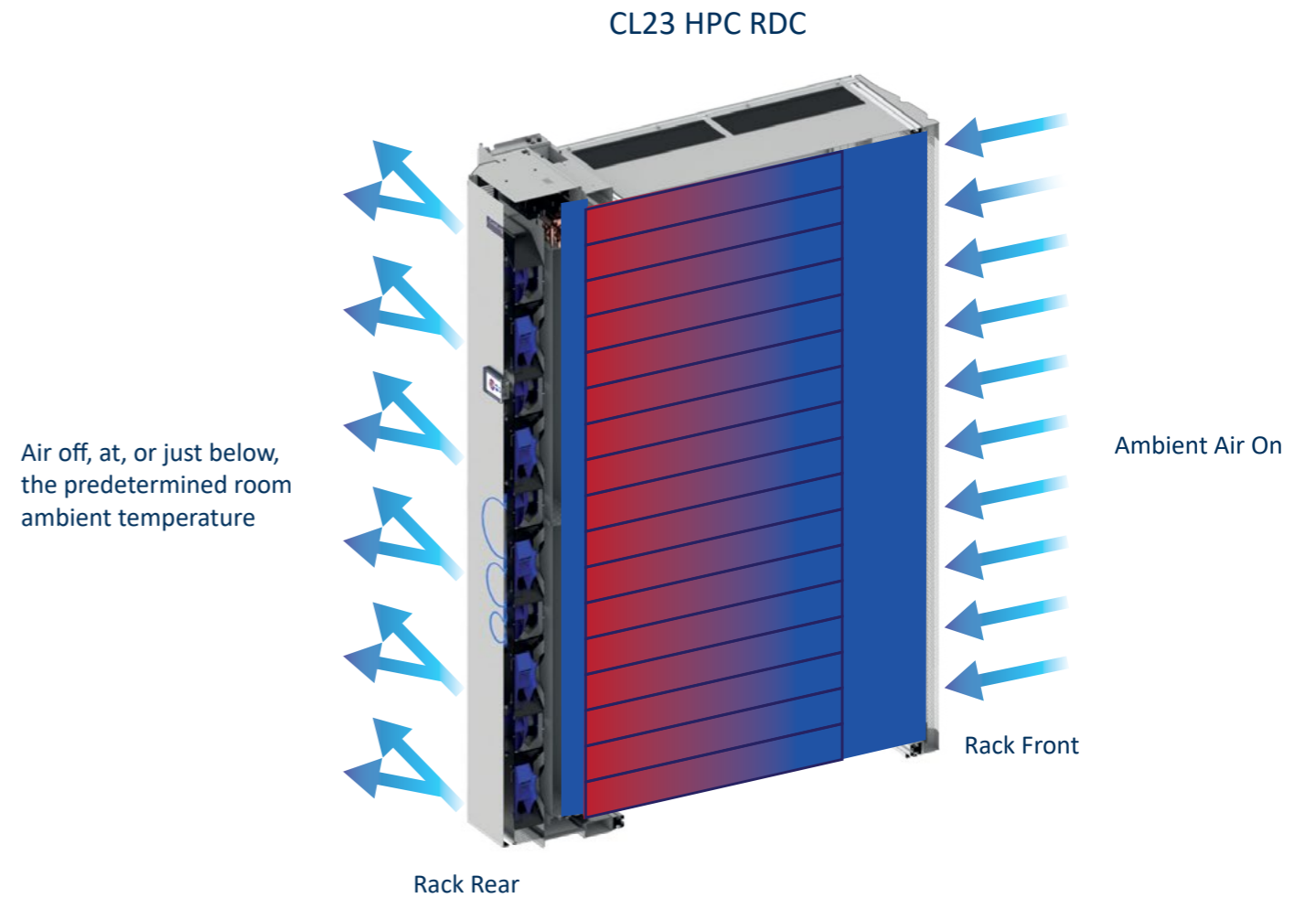
Both processes are managed by the ColdLogik adaptive intelligence present in every proactive RDC, in this way the Rear Door Cooler uses air assisted liquid-cooling to control the whole room temperature automatically at its most efficient point

The passive RDC operates in the same way, but because it has no controller or fans, it relies purely on the IT equipment fans producing enough static air pressure to self cool. In the correct deployment, the passive RDC is truly the most efficient cooling method available today. If the active equipment is unable to produce sufficient air, the CL21 passive also provides an upgrade path without needing to replace the entire unit as with others. This means the airflow represented in the CL21 RDC below is applicable to both active and passive models.



Room Management

Each ColdLogik Cooler is able to operate without requiring active supervision and can be remotely monitored through the Building Management System, or through the ColdLogik Room Management System (RMS) for a 'hands-off' approach to cooling and a significant reduction in service tickets being raised.

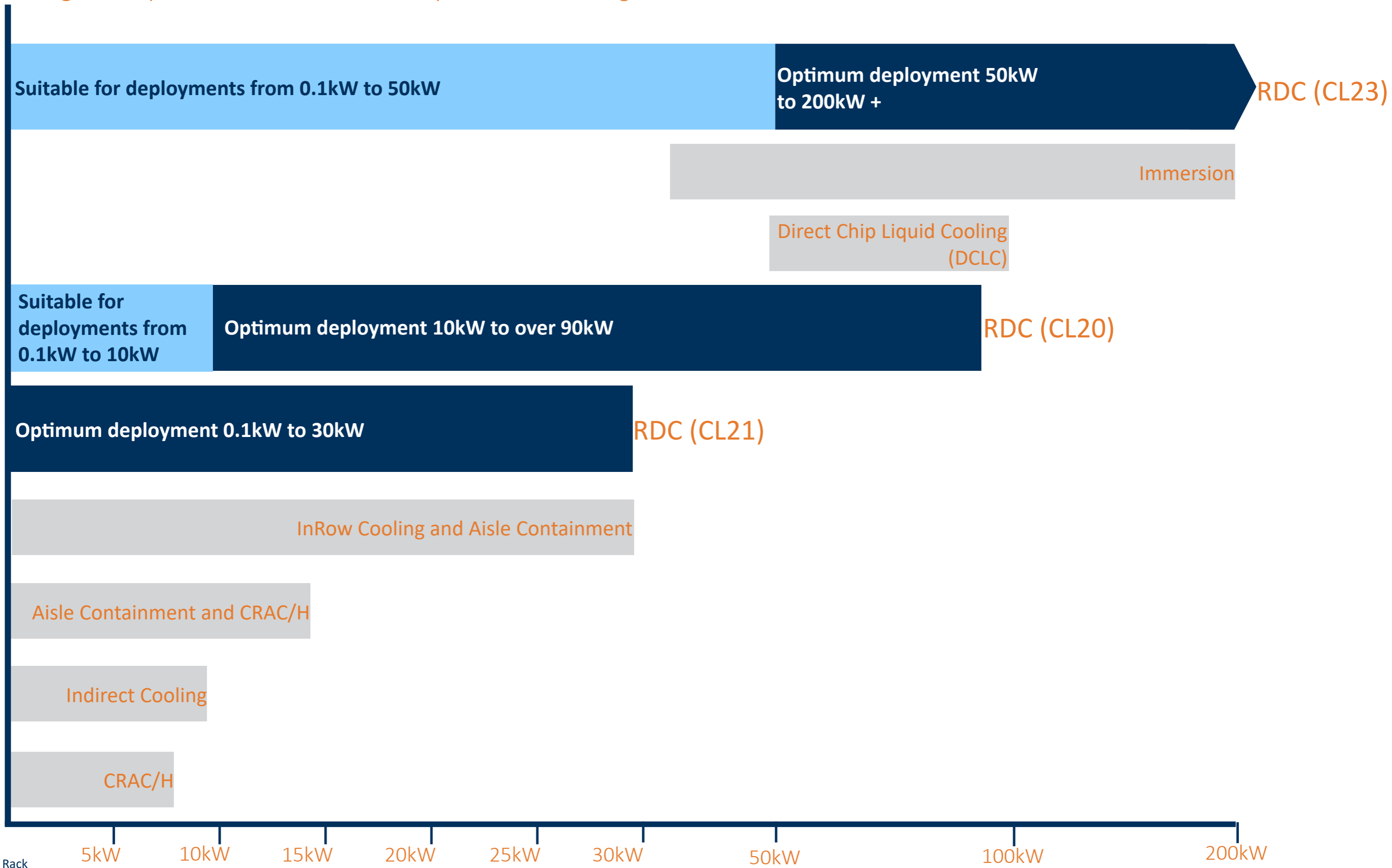


Resiliency Features

- Up to N+4 on fans
- A and B power feeds (ATS) as standard
- Specifically designed PCB's for enhanced functionality in the event of failure
- Hot swappable fans
- Universal fans reducing the need for localized resiliency stock
- Leak prevention system available for deployment if requested



ColdLogik RDC performance vs other competitive technologies





We engineer for a sustainable tomorrow.
www.usystems.com

Europe

Systems House,
235 Amptill Road
Bedford,
MK42 9QG, UK

Tel: +44 (0) 1234 761 720

Middle East

Unit 706B,
Al Shamsi Building,
Al Nahda 1, Dubai,
United Arab Emirates

Tel: 97 155 998 1198

North America

USystems Inc
260 East Main Street
Suite 6406, Rochester
NY 14604 USA

Tel: 585-432-0393

India

207, 2nd Floor Regus Supreme
(Jayanagar), 44/1, 16th Cross,
Jayanagar, 7th block (west), KR Road,
Bangalore - 560070, India

Tel: 080 6185 2022

Further Documentation

For additional information, please refer to the below. Available through your USystems representative, or our central enquires line at sales@usystems.com

Complete Product Range
Operations and Maintenance Manual
Troubleshooting Guide
Product Brochure

Available at www.usystems.com
Please contact sales@usystems.com
Please contact sales@usystems.com
Available at www.usystems.com